

TECHNICAL MANUAL

ORGANIZATIONAL MAINTENANCE REPAIR PARTS

AND SPECIAL TOOLS LISTS

SHOP EQUIPMENT, ORGANIZATIONAL REPAIR, TRUCK MOUNTED

(SOUTHWEST TRUCK BODY MODEL SEORL)

FSN 4940-169-3041

(SOUTHWEST TRUCK BODY MODEL SEORLT)

FSN 4940-164-4719

This publication is a courtesy quick copy
from the UNITED STATES ARMY
PUBLICATIONS CENTER, ST. LOUIS, MISSOURI,
to meet your needs while we are replenish-
ing our regular stock.

HEADQUARTERS, DEPARTMENT OF THE ARMY

SEPTEMBER 1972

CHANGE }
No. 1 }

**Organizational Maintenance Repair Parts
and Special Tools Lists**
SHOP EQUIPMENT, ORGANIZATIONAL REPAIR; TRUCK MOUNTED
(SOUTHWEST TRUCK BODY MODEL SEORL)
FSN 4940-169-3041
(SOUTHWEST TRUCK BODY MODEL SEORL)
FSN 4940-164-4719
Current as of 26 June 1973

TM 5-4940-225-20P, 19 September 1972, is changed to read, as follows:
as follows:

All changes, additions, or deletions will be indicated
in the appropriate indexes of the manual.
Page v. Paragraph 7, the mailing address is changed

Commander, US Army Troop Support Command,
ATTN: AMSTS-MPP, 4300 Goodfellow
Boulevard, St. Louis, MO 63120.

Page	Action	(1) SMR code	(2) Federal stock number	(3) Description Ref number & mfr code	4 Unit of meas	(6) 15-Day Organizational Maint Alw.				(7) Illustration	
						(a) 1-5	(b) 6-20	(c) 21-50	(d) 51-100	(a) Fig No.	(b) Item No.
1	ch col 3	x20		STRAP GUARD: LEFT CAx1989 (15548)						1	10
	ch col 3	x20		STRAP GUARD: RIGHT CAx1990 (15548)						1	11
2	add col 2		6105-760-4242	MOTOR, ELECTRIC: ***							
	add col 2, ch col 3		5305-052-6920	SCREW, TAPPING: COVER MTG MS24629-56 (96906)							
	add col 2		4310-430-6431	AIR CLEANER, ***							
	add col 2		4730-451-33.50	ELBOW, PIPE: ***							
	add col 2		4730-044-4583	ELBOW, STREET ***							
3	add col 2		4730-430-6542	ELBOW PIPE, OIL DRAIN ***							
	add Col 2		4730-433-3470	NIPPLE, PIPE: OIL DRAIN ***							
	ch COL 1, add col 2	P20	5315-819- 3274	PIN ; LEVER***							
	ch COL 1, add col 3	P20	4310-445- 0511	LEVER, INLOADER ***							
	add col 2		5305-720-9989	SCREW, SELF TAPPING ***							
	add col 2		5305-978-9368	SCREW, OVERLOAD MTG ***							
	add col 2		4720-767-6196	HOSE ASSEMBLY: COMPRESSOR ***							
	add col 2		4710-472-2682	TUBE, STEEL: OUTLET ***							
4	add col 2		4730-196-1493	NIPPLE, PIPE: ***							
	add col 2		5340-079-7837	CLAMP, LOOP: ***							
	add col 2		4820-477-7376	VALVE, NEEDLE: ***							
5	add col 2		5305-879-7941	SCREW, TAPPING ***							
	ch col 3			UNION, PIPE WW-U-531 (81348)							
6	add col 2		5305-269-3219	SCREW, CAP, HEXAGON HEAD: SHELF MTG MS90725-69 (96906)						12	20
	add col 2, ch col 3		3030-833-3086	BELT: DRIVE. WELDER MS51069-70-6 ***							

PAGE	ACTION	(1)	(2)	(3)	(4)	(5)	(6)	(7)
		SMR CODE	FEDERAL STOCK NUMBER	DESCRIPTION REF MEMBER & MFR CODE USABLE ON CODE	UNIT OF MEAS	QTY INC IN	15 DAY MAINT ALW (A) (B) (C) (D)	ORGANIZATION (D)
	ADD COL 2		5310-452-1357	NUT, SLOTTED: ADAPTER MTG 1080 (98255) GROUP 06 - CONTROL CUBICLE				
7	ADD COL 2		5305-855-0960	SCREW, SELF-TAPPING: CAP ***				
	ADD COL 2		5305-855-0973	SCREW, SELF-TAPPING: RECEPTACLE ***				
	ADD COL 2		5305-855-0958	SCREW, SELF TAPPING: COVER MTG ***				
	CH COL 3			NUT, PLAIN, HEXAGON: YOKE MTG MS35649-282 (96906)				
	ADD COL 2 CH COL 3		5310-935-9757	NUT, PLAIN, HEXAGON: CONTACT MTG MS35649- 282 (96906)				
	ADD COL 2		5310-707-0694	WASHER, LOCK: CONTACT ***				
8	ADD COL 2		5310-492-3144	NUT, WING: ***				
	ADD COL 2		5310-476-5240	WASHER, FLAT: FILTER ***				
	ADD COL 2		6125-796-8741	FILTER, AIR INTAKE ***				
	ADD COL 2		5310-577-2686	NUT, PLAIN HEXAGON: 50MS732-0 (28835)				
8	ADD COL 2, CH COL 3		5305-981-1171	SCREW, MACHINE: FILTER MTG AN 526-420-24 (88044)				
	ADD COL 2		5310-577-2686	NUT, PLAIN HEXAGON: COVER ***				
	ADD COL 2, CH COL 3		5305-988-1732	SCREW, MACHINE, COVER MTG MS35206-291 ***				
10	ADD COL 2		5340-498-6120	BOLT, BARREL: ***				
	CH COL 3		5310-543-4717	NUT, WING CARRIER: *** NUT 3 PIECE TUBE MS51531 ***				
	ADD COL 2		5315-059-0157	PIN, COTTER ***				
	ADD COL 2 CH COL 3		3040-922-0243	CYLINDER, HYDRAULIC *** NUT, STEEL TUBE MS51531 (96906)				
12	ADD COL 2		4820-451-3564	VALVE, FLOW: ***				
13	ADD COL 2		2540-782-9592	HANDLE, DOOR: ***				
	ADD COL 2		5340-434-4364	CLIP, PADLOCK ***				
15	ADD COL 2, CH COL 3		5310-809-8546	WASHER, MOTOR MTG MS27183-8 (96906)				
	ADD COL 2		2590-444-0235	HOUSING ***				
16	ADD COL		6220-485-2766	LIGHT, DOME 13217E1073 (97403)				
	ADD COL 2		5310-480-1972	WASHER, LENS MTG ***				
	ADD COL 2		6105-437-5937	MOTOR, FAN ***				
19	ADD COL 2		6210-463-1394	REFLECTOR, LIGHT ***				
20	ADD COL 2		5306-250-9904	EYEBOLT: TROLLEY ***				
	ADD COL 2		5305-883-0628	SCREW, TAPPING ***				
	ADD COL 2		5340-045-6170	RETAINER, LAMP ***				
	ADD COL 2		6210-470-3316	FIXTURE LAMP ***				

By Order of the Secretary of the Army:

CREIGHTON W. ABRAMS
General, United States Army
Chief Of Staff

Official:

VERNE L. BOWERS
Major General, United States Army
The Adjutant General

Distribution:

To be distributed in accordance with DA Form 12-25A, (qty rqr **block No. 258**) Organizational maintenance requirements for Shop Equipment Sets Maintenance, Set No. 2, Organizational **Maintenance**.

U. S. GOVERNMENT PRINTING OFFICE: 1973--76811 1/650

GPO 904-948

**ORGANIZATIONAL MAINTENANCE REPAIR
PARTS AND SPECIAL TOOLS LIST
SHOP EQUIPMENT, ORGANIZATIONAL REPAIR, TRUCK MOUNTED
(SOUTHWEST TRUCK BODY MODEL SEORL)
FSN 4940-169-3041
(SOUTHWEST TRUCK BODY MODEL SEORLT)
FSN 4940-164-4719**

Current as of 7 August 1972

	Page	<i>Illus Figure</i>
Section I. INTRODUCTION	iii	
II. REPAIR PARTS LIST	1	
Group 01. Air Compressor, Motor and Base	1	1-4,6-10
02. Heater and Exhaust	4	11
03. Welder and Lathe Tables	5	12
04. Drive Sheaves	6	13
05. Overspeed Relay	7	14
06. Control Cubicle	7	15,18
07. Generator Welder	8	23
08. Welder Mount	9	30
09. Tent Frames and Curtains	9	31,32
10. Table	10	33
11. Rear Trolley and Track	10	34
12. Hydraulic System	11	35,36
13. Side and Rear Doors	12	38,39
14. Drawers, Handles and Door	14	40
15. Ventilation Fans	14	41
16. Lights, Receptacles and Sockets	16	42-45
17. Front and Rear Wiring	20	46-48
18. Wheel Chock and Mud Flaps	23	49
19. Van Mounting	24	50
20. PTO Linkage	26	51
Section III. SPECIAL TOOLS LIST (Not Applicable)		
IV. FEDERAL STOCK NUMBER AND REFERENCE NUMBER INDEX	67	

**SECTION I.
INTRODUCTION**

1. Scope

a. This manual lists repair parts, special tools, test and support equipment required for the performance of organizational maintenance of the shop equipment.

b. Repair parts listed represent those authorized for use at the organizational level and will be requisitioned on an “as required” basis until stockage is justified by demand in accordance with AR 710-2.

2. General

This Repair Parts and Special Tools List is divided into the following sections:

a. Prescribed Load Allowance List - Section II. (Not Applicable)

b. Repair Parts List - Section III. A list of repair parts authorized at the organizational level for the performance of maintenance. The list also includes parts which must be removed for replacement of the authorized parts. Parts lists are composed of assembly groups in ascending numerical sequence, with the parts in each group listed in figure and item number sequence.

c. Special Tools List - Section IV. (Not Applicable)

d. Federal Stock Number and Reference Number Index - Section V. A list, in ascending numerical sequence, of all Federal stock numbers appearing in the listings, followed by a list, in alpha-numeric sequence, of all reference numbers appearing in the listings. Federal stock number and reference numbers are cross-referenced to each illustration figure and/or item number.

3. Explanation of Columns

The following provides an explanation of columns found in the tabular lists in Section III.

a. Source, Maintenance, and Recoverability Codes (SMR):

(1) Source code indicates the source for the listed items. Source Codes are:

<i>Code</i>	<i>Explanation</i>
P	Repair Parts, Special Tools and Test Equipment supplied from GSA/DSA, or Army supply sys-

<i>Code</i>	<i>Explanation</i>
	tern, and authorized for use at indicated maintenance levels.
P2	Repair Parts, Special Tools and Test Equipment which are procured and stocked for insurance purposes because combat or military essentiality of the end item dicates that a minimum quantity be available in the supply system.
P9	Assigned to items which are NSA design controlled: unique repair parts, special tools, test, measuring and diagnostic equipment which are stocked and supplied by the Army COMSEC Logistic System and which are not subject to the provisions of AR 380-41,
P10	Assigned to items which are NSA design controlled: special tools, test, measuring, and diagnostic equipment for COMSEC support which are accountable under the provisions of AR 380-41 and which are stocked and supplied by the Army COMSEC Logistic System.
M	Repair Parts, Special Tools and Test Equipment which are not procured or stocked as such in the supply system but are to be manufactured at indicated maintenance levels.
A	Assemblies which are not procured or stocked as such, but are made up of two or more units. Such component units carry individual stock numbers and descriptions, are procured and stocked separately, and can be assembled to form the required assembly at indicated maintenance levels.
X	Parts and assemblies that are not procured or stocked because the failure rate is normally below that of the applicable end item or component. The failure of such part or assembly should result in retirement of the end item from the supply system.
X1	Repair Parts which are not procured or stocked. The requirement for such items will be filled by the next higher assembly or component
X2	Repair Parts, Special Tools and Test Equipment which are not stocked and have no foreseen mortality. The Indicated maintenance level requiring such repair parts will attempt to obtain the parts through cannibalization or salvage. The item may be requisitioned with exception data, from the end item manager for immediate use.
G	Major assemblies that are procured with PEMA funds for initial issue only as exchange assembles at DS and GS level. Those assemblies will not be stocked above the DS and GS level or returned to depot supply level

NOTE

Cannibalization or salvage may be used as a source of supply for any items source coded above except those coded X1 and aircraft support items as restricted by AR 700-42.

(2) Maintenance code indicates the lowest level of maintenance authorized to install the repair part and/or use the special tool or test equipment for each application. Capabilities of higher maintenance levels are considered equal or better. Maintenance codes are:

Code	Explanation
C	Crew/Operator
O	Organizational maintenance

(3) Recoverability code indicates whether unserviceable items should be returned for recovery or salvage. Items not coded are nonrecoverable. Recoverability codes are:

Code	Explanation
R	Repair parts (assemblies and components), special tools and test equipment which are considered economically repairable at direct and general support maintenance levels. When the item is no longer economically repairable, it is normally disposed of at the GS level. When supply considerations dictate, some of these repair parts may be listed for automatic return to supply for depot level repair as set forth in AR 710-50. When so-listed, they will be replaced by supply on an exchange basis.
S	Repair Parts, Special Tools, and Test Equipment and assemblies which are economically repairable at DS and GS activities and which normally are furnished by supply on an exchange basis. When items are determined by a GS to be uneconomically repairable, they will be evacuated to a depot for evaluation and analysis before final disposition.
T	High dollar value recoverable repair parts, special tools and test equipment which are subject to special handling and are issued on an exchange basis. Such items will be repaired or overhauled at depot maintenance activities only. No repair may be accomplished at lower levels.
U	Repair Parts, Special Tools and, Test Equipment specifically selected for salvage by reclamation units because of their precious metal content, critical materials, high dollar value or reusable casings or castings.

b. Federal Stock Number. Indicates the Federal stock number assigned to the item and will be used for requisitioning purposes.

c. Description. Indicates the Federal item name and a minimum description required to identify the item. The last line indicates the reference number followed by the applicable Federal Supply Code for

Manufacturer (FSCM) in parentheses. The FSCM is used as an element in item identification to designate manufacturer or distributor or Government agency, etc., and is identified in SB 708-42. Items that are included in kits and sets are listed below the name of the kit or set with quantity of each item in the kit or set indicated in front of the item name.

d. Unit of Measure (U/M). Indicates the standard or basic quantity by which the listed item is used in performing the actual maintenance function. This measure is expressed by a two-character alphabetical abbreviation, e.g., ea, in, pr, etc., and is the basis used to indicate quantities and allowances in subsequent columns.

e. Quantity Incorporated in Unit. Indicates the quantity of the item used in the breakout shown on the illustration figure, which is prepared for and assembly group, or an assembly. A "V" appearing in this column in lieu of a quantity indicates that no specific quantity is applicable, e.g., shims, spacers, etc.

f. Fifteen-Day Organizational Maintenance Allowances. Items authorized for use as required but not for initial stockage are identified with an asterisk in the allowance column.

g. Illustration. This column is divided as follows:

(1) **Figure number.** Indicates the figure number of the illustration in which the item is shown.

(2) **Item number.** Indicates the callout number used to reference the item on the illustration.

4. Special Information

a. Usable on codes are included in column (3). Uncoded items are applicable to all models and/or serial number range. Identifications of the usable on codes used in this publication are:

Code	used on
A	Model SEORLT

b. The basis of issue for authorized special tools, test and support equipment is the number of end items of equipment supported and the number of maintenance personnel allocated to perform the required maintenance operations.

c. Parts which require manufacture or assembly at a level higher than that author-

ized for installation will indicate in the source column the higher level.

d. Repair kits and gasket sets appear as the last entries in the repair parts listing for the group or assembly to which they apply.

e. The following publications pertain to shop equipment and its components:

TM 5-4940-225-12 Operator and Organizational Maintenance Manual

TM 5-4940-225-34 Direct and General Support, and Depot Maintenance Manual

LO 5-4940-225-12 Lubrication Order

TM 5-4940-225-34P Direct and General Support Maintenance Repair Parts and Special - Tools List

f. The illustrations in this manual are identical to the applicable illustrations published in the -34P, Direct and General Support Maintenance Repair Parts and Special Tools List manual (Including depot maintenance repair parts and special tools) and the figure numbers are the same as appear in that manual. The -34P illustrations are given for a better understanding of the parts relationship, however, only those parts assigned maintenance code "O" are listed in the tabular list. Only illustrations containing organizational authorized items appear in this manual.

5. How to Locate Repair Parts

a. When Federal Stock Number or Reference Number is unknown:

(1) *First.* Using the table of contents determine the assembly group within which the repair part belongs. This is necessary since illustrations are prepared for assembly groups, and listings are divided into the same groups.

(2) *Second.* Find the illustration covering the assembly group to which the repair part belongs.

(3) *Third.* Identify the repair part on the illustration and note the illustration figure and item number of the repair part,

(4) *Fourth.* Using the Repair Parts Listing, find the assembly group to which the repair part belongs and locate the illustration figure and item number noted on the illustration,

b. When the Federal Stock Number of Reference Number is known:

(1) *First.* Using the Index of Federal Stock Number and Reference Numbers find the pertinent Federal Stock Number or reference number. This index is in ascending FSN sequence followed by a list of reference numbers in ascending alpha-numeric sequence, cross-referenced to the illustration figure number and item number,

(2) *Second.* Using the Repair Parts Listing, find the assembly group of the repair part and the illustration figure number and item number referenced in the index of Federal Stock Numbers and Reference Numbers.

6. Abbreviations

<i>Abbreviations</i>	<i>Explanation</i>
ft	foot (feet)
lh	left hand
mtg	mounting
rh	right hand
PTO	power take-off

7. Recommendations for Maintenance Publications Improvements

You can improve this manual by calling attention to errors and by recommending improvements, using DA Form 2028 (Recommended Changes to Publications) or by letter, and mailing directly to Commanding General, U.S. Army Mobility Equipment Command, ATTN: AMSME-MPP, 4300 Goodfellow Boulevard, St. Louis, Mo. 63120. A reply will be furnished directly to you.

See C

Commander, US Army
Support Command, Attn:
AMSME-MPP, 4300 Goodfellow
Boulevard, St. Louis, MO
63120

(1)	(2)	(3)	(4)	(5)	(6)					(7)		
SMR	FEDERAL	DESCRIPTION	USABLE	UNIT	QTY	15-DAY ORGANIZATIONAL				ILLUS-		
CODE	STOCK		ON	OF	INC	(A)	(B)	(C)	(D)	(A)	(B)	
	NUMBER	REF NUMBER & MFR CODE	CODE	MEAS	IN	UNIT	1-5	6-20	21-50	51-100	FIG.	ITEM
											NO.	NO.
		SECTION II - REPAIR PARTS LIST										
		GROUP 01 - AIR COMPRESSOR, MOTOR AND BASE										
P O	5310-732-0558	NUT, PLAIN, HEXAGON: AIR COMPRESSOR MTG MS51967-8 (96906)		EA	4	*	*	*	*		1	1
P O	5310-543-2705	WASHER, LOCK: AIR COMPRESSOR MTG MS35338-27 (96906)		EA	4	*	*	*	*		1	2
P O	5305-269-3211	SCREW, CAP, HEXAGON HEAD: AIR COMPRESSOR MTG MS90725-60 (96906)		EA	4	*	*	*	*		1	3
P2 O	4310-484-6068	COMPRESSOR ASSEMBLY, AIR CW 907SPL (15548)		EA	1	*	*	*	*		1	
P O	5310-761-6882	NUT, PLAIN, HEXAGON: BRACKET MTG MS51967-2 (96906)		EA	3	*	*	*	*		1	4
P O	5310-550-1130	WASHER, LOCK: BRACKET MTG MS35333-40 (96906)		EA	3	*	*	*	*		1	5
P O	5305-068-0502	SCREW, CAP, HEXAGON HEAD: BRACKET MTG MS90725-6 (96906)		EA	3	*	*	*	*		1	6
P O	5310-761-6882	NUT, PLAIN, HEXAGON: BRACKET MTG MS51967-2 (96906)		EA	3	*	*	*	*		1	7
P O	5310-550-1130	WASHER, LOCK: BRACKET MTG MS35333-40 (96906)		EA	3	*	*	*	*		1	8
P O	5305-068-0502	SCREW, CAP, HEXAGON HEAD: BRACKET MTG MS90725-6 (96906)		EA	3	*	*	*	*		1	9
X2 O		BRACKET, BELT GUARD: LEFT CAX1989 (15548)		EA	1						1	10
X2 O		BRACKET, BELT GUARD: RIGHT CAX1990 (15548)		EA	1						1	11
P O	5310-880-7744	NUT, PLAIN, HEXAGON: BRACKET MTG MS51967-5 (96906)		EA	2	*	*	*	*		1	12
P O	5310-579-0079	WASHER, LOCK: BRACKET MTG MS35333-37 (96906)		EA	2	*	*	*	*		1	13
P O	5305-225-8497	SCREW, CAP, HEXAGON HEAD: BRACKET MTG MS90725-32 (96906)		EA	2	*	*	*	*		1	14
X2 O		BRACKET, BELT GUARD CA2251 (15548)		EA	1						1	15
X2 O		GUARD, BELT CA2250 (15548)		EA	1						1	16
P O	3030-529-0352	BELT, V: AIR COMPRESSOR MS39255A51 (96906)		EA	1	*	*	*	*		1	17
P O	5305-724-5898	SETSCREW: PULLEY MS51963-83 (96906)		EA	1	*	*	*	*		1	18
P O	5305-269-3211	SCREW, CAP, HEXAGON HEAD: COMPRESSOR MTG MS90725-60 (96906)		EA	4	*	*	*	*		1	20
P O	5310-543-2705	WASHER, LOCK: COMPRESSOR MTG MS35338-27 (96906)		EA	4	*	*	*	*		1	21

(1)	(2)	(3)	(4)	(5)	(6)				(7)			
SMR	FEDERAL	DESCRIPTION	USABLE	UNIT	QTY	15-DAY ORGANIZATIONAL				ILLUS-		
CODE	STOCK		ON	OF	INC	(A)	(B)	(C)	(D)	(A)	(B)	
	NUMBER	REF NUMBER & MFR CODE	CODE	MEAS	IN	UNIT	1-5	6-20	21-50	51-100	NO.	ITEM
												NO.
P O	5310-732-0558	NUT, PLAIN, HEXAGON: MOTOR MTG MS51967-8 (96906)		EA	4	*	*	*	*		1	22
P O	5310-543-2705	WASHER, LOCK: MOTOR MTG MS35338-27 (96906)		EA	4	*	*	*	*		1	23
P O	5305-269-3211	SCREW, CAP, HEXAGON HEAD: MOTOR MTG MS90725-60 (96906)		EA	4	*	*	*	*		1	24
P2 O	6105-760-4242	MOTOR, ELECTRIC: 2 HP, 220V 184T4R2474BC (38151)		EA	1	*	*	*	*		1	26
P O	5305-052-6920	SCREW, TAPPING: COVER MTG MS24629-56 (96906)		EA	2	*	*	*	*		2	1
P O		SCREW, MACHINE: BOX MTG E7531-37S (38151)		EA	2	*	*	*	*		2	4
P2 O	4310-430-6431	AIR CLEANER, OIL BATH F80SGGB (00736)		EA	1	*	*	*	*		3	
X2 O		TOP ASSEMBLY F80S800 (00736)		EA	1						3	1
X2 O		PIN, STRAIGHT, HEADLESS: NUT RETAINING AOB39 (00736)		EA	1						3	2
P O	5310-496-4182	NUT, WING: TOP RETAINING 10B20 (00736)		EA	1	*	*	*	*		3	3
X2 O		STUB, PLAIN: TOP RETAINING 10B04 (00736)		EA	1						3	4
P O	4310-607-1713	GASKET, TOP F80S166 (00736)		EA	1	*	*	*	*		3	5
X2 O		TOP, AIR CLEANER F80S801 (00736)		EA	1						3	6
P2 O	4310-876-4882	ELEMENT, AIR CLEANER F80-07 (00736)		EA	1	*	*	*	*		3	7
X2 O		BOWL, AIR CLEANER F80S851 (00736)		EA	1						3	8
X2 O		GASKET: BASE 10B06 (00736)		EA	1						3	9
X2 O		BASE, AIR CLEANER GJ499 (15548)		EA	1						3	10
P O	4730-451-3350	ELBOW, PIPE: AIR CLEANER VA834 (15548)		EA	1	*	*	*	*		4	1
P O		NIPPLE, PIPE: AIR CLEANER VAA856 (15548)		EA	1	*	*	*	*		4	2
P O	4730-044-4583	ELBOW, STREET VAA855 (15548)		EA	2	*	*	*	*		4	3
P O	5310-461-5898	NUT, PLAIN, HEXAGON: FRAME MTG R88B (15548)		EA	2	*	*	*	*		6	9
P O		PLUG, PIPE: OIL DRAIN VA804 (15548)		EA	1	*	*	*	*		6	20

(1) SMR CODE	(2) FEDERAL STOCK NUMBER	(3) DESCRIPTION REF NUMBER & MFR CODE	(4) USABLE ON CODE	(5) UNIT OF MEAS	(6) 15-DAY ORGANIZATIONAL MAINTENANCE ALW				(7) ILLUS- TRATION		
					QTY INC IN UNIT	(A) 1-5	(B) 6-20	(C) 21-50	(D) 51-100	(A) FIG. NO.	(B) ITEM NO.
P O	4730-430-6542	ELBOW PIPE: OIL DRAIN VAA854 (15548)		EA	1	*	*	*	*	6	21
P O	4730-433-3470	NIPPLE, PIPE: OIL DRAIN VAA853 (15548)		EA	1	*	*	*	*	6	22
P2 O	5315-819-3274	PIN, LEVER CBA600 (15548)		EA	1					6	24
P20	4310-445-0511	LEVER, UNLOADER CBA628 (15548)		EA	1					6	25
X2 O		DIPSTICK, OIL LEVEL CCA1290 (15548)		EA	1					7	47
P O		O RING, DIPSTICK VB403 (15548)		EA	1	*	*	*	*	7	48
P O	5305-543-2753	SCREW, MACHINE: MS35266-61 (96906)		EA	6	*	*	*	*	8	1
P2 O		STARTER ASSEMBLY, COMPRESSOR 11CA3BX18 (23826)		EA	1	*	*	*	*	9	
P2 O	5305-720-9989	SCREW, SELF TAPPING S263-12 (23826)		EA	4	*	*	*	*	9	1
X2 O		TOP, STARTER D15331-1 (23826)		EA	1					9	2
P O	5305-978-9368	SCREW, OVERLOAD MTG MS16997-30 (96906)		EA	1	*	*	*	*	9	9
P2 O	4720-767-6196	HOSE ASSEMBLY: COMPRESSOR 13217E1086 (97403)		EA	1	*	*	*	*	10	1
P O		ELBOW: HOSE TO TUBING MS51813-8 (96906)		EA	1	*	*	*	*	10	2
P2 O	4710-472-2682	TUBE, STEEL: OUTLET 12K7339-27 (98255)		EA	1	*	*	*	*	10	3
P O	4730-477-7387	ELBOW, TUBE: MS51820-8 (96906)		EA	1	*	*	*	*	10	4
P2 O	4710-460-4513	TUBE, STEEL: INLET 12K7339-25 (98255)		EA	1	*	*	*	*	10	5
P O		ADAPTER, TANK OUTLET MS51819-44 (96906)		EA	1	*	*	*	*	10	6
P O	6685-966-5835	GAGE, AIR: COMPRESSOR 18-013-205 (43990)		EA	1	*	*	*	*	10	7
P O	4730-202-7729	BUSHING, PIPE 13218E0112-5 (97403)		EA	1	*	*	*	*	10	8
P O		BUSHING, PIPE: VALVE 13218E0112-6 (97403)		EA	1	*	*	*	*	10	10
P O	4730-253-4414	ELBOW, PIPE: VALVE MS39230 (96906)		EA	1	*	*	*	*	10	11
P O	4730-701-7678	ELBOW: PIPE TO TUBE MS39182-6 (96906)		EA	1	*	*	*	*	10	12
P2 O	4710-484-8510	TUBE, COPPER 8689210 (19207)		EA	1	*	*	*	*	10	13

(1) SMR CODE	(2) FEDERAL STOCK NUMBER	(3) DESCRIPTION REF NUMBER & MFR CODE	(4) USABLE ON CODE	(5) UNIT OF MEAS	(6) 15-DAY ORGANIZATIONAL MAINTENANCE ALW				(7) ILLUS- TRATION		
					QTY INC IN UNIT	(A)	(B)	(C)	(D)	(A) FIG. NO.	(B) ITEM NO.
P O	4730-202-9036	ADAPTER, TUBE MS39179-10 (96906)		EA	1	*	*	*	*	10	14
P O	4730-278-7792	CROSS, PIPE WWP521 (81348)		EA	1	*	*	*	*	10	15
P O	4730-196-1493	NIPPLE, PIPE: CROSS TO TANK MS51953-78 (96906)		EA	1	*	*	*	*	10	16
P O		BUSHING, PIPE 13218E0112-9 (97403)		EA	1	*	*	*	*	10	19
X2 O		TUBE, COPPER: 6 FEET, 2 INCH, DRAIN 8689206 (19207)		FT						10	21
X2 O		LOOM, DRAIN TUBE 9376125 (19207)		FT						10	22
		GROUP 02 - HEATER AND EXHAUST									
X2 O		HEATER, SPACE 13217E1080 (97403)		EA	1					11	
P O		SCREW, TAPPING: CLAMP MTG MS24529-46 (96906)		EA	2	*	*	*	*	11	1
P O	5340-079-7837	CLAMP, LOOP: FUEL LINE MS21333-67 (96906)		EA	2	*	*	*	*	11	2
P O	4730-011-6452	NUT, TUBE: COUPLING MS39166-3 (96906)		EA	1	*	*	*	*	11	3
P O	5975-335-2588	TUBE, NONMETALLIC: FUEL LINE 1K1743-2 (98255)		EA	1	*	*	*	*	11	4
P O	4710-277-5525	TUBE, FUEL LINE 1K1557 (98255)		EA	1	*	*	*	*	11	5
P O	4730-011-6452	NUT, TUBE: COUPLING MS39166-3 (96906)		EA	1	*	*	*	*	11	6
P O	5975-335-2588	TUBE, NONMETALLIC: FUEL LINE 1K1743-2 (98255)		EA	1	*	*	*	*	11	7
P O	4710-277-5525	TUBE, FUEL LINE 1K1557 (98255)		EA	1	*	*	*	*	11	8
P O	4730-011-6452	NUT, TUBE: COUPLING MS39166-3 (96906)		EA	1	*	*	*	*	11	9
P O	4820-477-7376	VALVE, NEEDLE: FUEL SHUT-OFF 13217E1229 (97403)		EA	1	*	*	*	*	11	10
P O	4730-011-6452	NUT, TUBE: COUPLING MS39166-3 (96906)		EA	1	*	*	*	*	11	11
P O	5975-335-2588	TUBE, NONMETALLIC 1K1743-2 (98255)		EA	1	*	*	*	*	11	12
P O	4710-277-5525	TUBE, FUEL LINE 1K1557 (98255)		EA	1	*	*	*	*	11	13
P O	4730-011-6452	NUT, TUBE: COUPLING MS39166-3 (96906)		EA	1	*	*	*	*	11	14
P O	4730-900-3296	ADAPTER, FUEL LINE MS39158-3 (96906)		EA	1	*	*	*	*	11	15

(1) SMR CODE	(2) FEDERAL STOCK NUMBER	(3) DESCRIPTION REF NUMBER & MFR CODE	(4) USABLE ON CODE	(5) UNIT OF MEAS	(6) QTY INC IN UNIT	15-DAY ORGANIZATIONAL MAINTENANCE ALW				(7) ILLUS- TRATION (A) (B) FIG. ITEM NO. NO.	
						(A)	(B)	(C)	(D)	(A)	(B)
P O	5305-879-7941	SCREW, TAPPING MS24617-31 (96906)		EA	4	*	*	*	*	11	16
X2 O		GUARD, EXHAUST 13217E1188 (97403)		EA	1					11	17
P O	4730-908-6294	CLAMP, HOSE MS35842-16 (96906)		EA	4	*	*	*	*	11	18
P O		INSULATION, PIPE 12H8049-2 (98255)		EA	1	*	*	*	*	11	19
X2 O		EXTENSION, EXHAUST PIPE 13217E1186 (97403)		EA	1					11	20
P O	4730-240-1672	UNION, PIPE WW-U-531 (81348)		EA	1	*	*	*	*	11	21
P2 O	4710-237-5685	PIPE, EXHAUST 13217E1187-1 (97403)		EA	1	*	*	*	*	11	22
P O	4730-253-4419	ELBOW, PIPE MS39230-9 (96906)		EA	1	*	*	*	*	11	23
P O	5310-331-9467	NUT, SPRING: HEATER MTG 13217E1039-2 (97403)		EA	4	*	*	*	*	11	25
P O	5310-407-9566	WASHER, LOCK: HEATER MTG MS35338-45 (96906)		EA	4	*	*	*	*	11	26
P O	5305-225-9081	SCREW, CAP: HEXAGON HEAD, HEATER MTG MA90725-36 (96906)		EA	4	*	*	*	*	11	27
GROUP 03 - WELDER AND LATHE TABLE											
P O	5310-934-9751	NUT, PLAIN, HEXAGON: SHIELD MTG MS35650-302 (96906)		EA	2	*	*	*	*	12	1
P O	5310-045-3296	WASHER, LOCK: SHIELD MTG MS35338-43 (96906)		EA	2	*	*	*	*	12	2
P O	5305-989-7435	SCREW, MACHINE: SHIELD MTG MS35207-264 (96906)		EA	2	*	*	*	*	12	3
P O	5310-880-7744	NUT, PLAIN HEXAGON: TABLE MTG MS51967-5 (96906)		EA	2	*	*	*	*	12	5
P O	5310-407-9566	WASHER, LOCK: TABLE MTG MS35338-45 (96906)		EA	2	*	*	*	*	12	6
P O	5365-403-5288	SHIM: TABLE MTG 13217E1144 (97403)		EA	2	*	*	*	*	12	7
P O	5310-335-0051	NUT, SPRING: TABLE MTG 13217E1039-1 (97403)		EA	2	*	*	*	*	12	8
P O	5310-584-5272	WASHER, LOCK: TABLE MTG MS35338-48 (96906)		EA	2	*	*	*	*	12	9
P O	5305-782-9495	SCREW, CAP HEXAGON HEAD: TABLE MTG MS90725-111 (96906)		EA	2	*	*	*	*	12	10
P O	5310-732-0558	NUT, PLAIN HEXAGON: TABLE MTG MS51967-8 (96906)		EA	3	*	*	*	*	12	11
P O	5310-637-9541	WASHER, LOCK: TABLE MTG MS35338-46 (96906)		EA	3	*	*	*	*	12	12

(1)	(2)	(3)	(4)	(5)	(6)				(7)		
SMR CODE	FEDERAL STOCK NUMBER	DESCRIPTION REF NUMBER & MFR CODE	USABLE ON CODE	UNIT OF MEAS	QTY INC IN UNIT	15-DAY ORGANIZATIONAL MAINTENANCE ALW (A) (B) (C) (D)				ILLUS- TRATION (A) (B) FIG. ITEM NO. NO.	
P O	5305-269-3210	SCREW, CAP HEXAGON HEAD: TABLE MTG MS90725-59 (96906)		EA	3	*	*	*	*	12	13
P O	5310-732-0558	NUT, PLAIN HEXAGON: SHELF MTG MS51967-8 (96906)		EA	2	*	*	*	*	12	15
P O	5310-637-9541	WASHER, LOCK: SHELF MTG MS35338-46 (96906)		EA	2	*	*	*	*	12	16
P O	5305-269-3210	SCREW, CAP HEXAGON HEAD: SHELF MTG MS90725-59 (96906)		EA	2	*	*	*	*	12	17
P O	5310-732-0558	NUT, PLAIN, HEXAGON: SHELF MTG MS51967-8 (96906)		EA	1	*	*	*	*	12	18
P O	5310-637-9541	WASHER, LOCK: SHELF MTG MS35338-46 (96906)		EA	1	*	*	*	*	12	19
P O	5305-269-3219	SCREW, CAP, HEXAGON HEAD: SHELF MTG MS90725-69 (96906)		EA	1	*	*	*	*	12	20
P O	5310-335-0051	NUT, SPRING: LEG MTG 13217E1039-1 (97403)		EA	2	*	*	*	*	12	22
P O	5310-584-5272	WASHER, LOCK: LEG MTG MS35338-48 (96906)		EA	2	*	*	*	*	12	23
P O	5305-782-9495	SCREW, CAP HEXAGON HEAD: LEG MTG MS90725-111 (96906)		EA	2	*	*	*	*	12	24
P O	5310-732-0558	NUT, PLAIN, HEXAGON: TABLE MTG MS51967-8 (96906)		EA	2	*	*	*	*	12	26
P O	5310-637-9541	WASHER, LOCK: TABLE MTG MS35338-46 (96906)		EA	2	*	*	*	*	12	27
P O	5365-403-5288	SHIM: LATHE TABLE 13217E1144 (97403)		EA	2	*	*	*	*	12	28
P O	5305-637-9541	SCREW, CAP HEXAGON HEAD: TABLE MTG MS90725-59 (96906)		EA	2	*	*	*	*	12	29
P O	5310-335-0051	NUT, SPRING: TABLE MTG MS51967-8 (96906)		EA	6	*	*	*	*	12	30
P O	5310-584-5272	WASHER, LOCK: TABLE MTG MS35338-48 (96906)		EA	6	*	*	*	*	12	31
P O	5305-782-9495	SCREW, CAP HEXAGON HEAD: TABLE MTG MS90725-111 (96906)		EA	6	*	*	*	*	12	32
GROUP 04 - DRIVE SHEAVES											
P O	3030-833-3086	BELT: DRIVE, WELDER M51069P70-6 (96906)		EA	6	*	*	*	*	13	10
P O	5315-845-7787	PIN, COTTER MS24665-289 (96906)		EA	1	*	*	*	*	13	2
P O	5310-452-1357	NUT, SLOTTED, ADAPTER MTG 1080 (98255)		EA	1	*	*	*	*	13	3
P O	5315-845-7787	PIN, COTTER MS24665-289 (96906)		EA	1	*	*	*	*	13	9
P O	5310-452-1357	NUT, SLOTTED: ADAPTER MTG 1080 (98255)		EA	1	*	*	*	*	13	1

(1)	(2)	(3)	(4)	(5)	(6)				(7)		
SMR CODE	FEDERAL STOCK NUMBER	DESCRIPTION REF NUMBER & MFR CODE	USABLE ON CODE	UNIT OF MEAS	QTY INC IN UNIT	15-DAY ORGANIZATIONAL MAINTENANCE ALW (A) (B) (C) (D)				ILLUS- TRATION (A) (B) FIG. ITEM NO. NO.	
P O	5310-209-0965	WASHER, LOCK MS35338-47 (96906)		EA	1	*	*	*	*	13	13
		GROUP 05 - OVERSPEED RELAY									
X2 O		NAMEPLATE DW5027 (28835)	A	EA	1					14	7
X2 O		FRAME, RELAY 5CW3545 (28835)	A	EA	1					14	37
		GROUP 06 - CONTROL CUBICLE									
P O	5305-855-0960	SCREW, SELF-TAPPING: CAP CHAIN MTG MS24629-36 (96906)		EA	1	*	*	*	*	15	1
P O		SCREW, SELF-TAPPING: COVER MS24609-24 (96906)		EA	4	*	*	*	*	15	3
X2 O		COVER, RECEPTACLE 13217E1225 (97403)		EA	1					15	4
P O	5305-855-0973	SCREW, SELF-TAPPING: RECEPTACLE MTG MS24629-24 (96906)		EA	2	*	*	*	*	15	5
P O	5305-855-0958	SCREW, SELF-TAPPING: COVER MTG MS24629-45 (96906)		EA	6	*	*	*	*	15	7
X2 O		COVER, WIRE 13217E1072 (97403)		EA	1					15	8
P O	4730-908-3193	CLAMP, HOSE MS35842-12 (96906)		EA	2	*	*	*	*	15	9
P2 O		HOSE, AIR DUCT MILH8796TYPE 1 CL2 (81349)		EA	1	*	*	*	*	15	10
P O	5310-732-0558	NUT, PLAIN, HEXAGON: CONTROL PANEL MTG MS51967-8 (96906)		EA	4	*	*	*	*	15	11
P O	5310-637-9541	WASHER, LOCK: PANEL MTG MS35338-46 (96906)		EA	4	*	*	*	*	15	12
P O	5305-269-3211	SCREW, CAP, HEXAGON HEAD: CONTROL PANEL MTG MS90725-60 (96906)		EA	4	*	*	*	*	15	13
P O		NUT, PLAIN, HEXAGON: YOKE MTG MS35649-282 (96906)		EA	4	*	*	*	*	18	39
P O		WASHER, LOCK, YOKE MTG W11254-2 (28835)		EA	4	*	*	*	*	18	40
P O	5310-809-4058	WASHER, FLAT: YOKE MTG MS27183-10 (96906)		EA	4	*	*	*	*	18	41
P O		SCREW, MACHINE, YOKE MTG W11231-3 (28835)		EA	4	*	*	*	*	18	42
P O	5310-935-9757	NUT, PLAIN, HEXAGON: CONTACT MTG MS35649-282 (96906)		EA	2	*	*	*	*	18	44
P O	5310-707-0694	WASHER, LOCK: CONTACT MTG W11254-2 (28835)		EA	2	*	*	*	*	18	45

(1)	(2)	(3)	(4)	(5)	(6)				(7)		
SMR	FEDERAL	DESCRIPTION	USABLE	UNIT	QTY	15-DAY ORGANIZATIONAL				ILLUS-	
CODE	STOCK	REF NUMBER & MFR CODE	ON	OF	INC	(A)	(B)	(C)	(D)	(A)	(B)
	NUMBER		CODE	MEAS	IN	1-5	6-20	21-50	51-100	FIG.	ITEM
		GROUP 07 - GENERATOR WELDER			UNIT					NO.	NO.
P O	5310-934-9751	NUT, PLAIN, HEXAGON: BOOT MTG MS35650-302 (96906)		EA	4	*	*	*	*	23	1
P O	5310-045-3296	WASHER, LOCK: BOOT MTG MS35338-43 (96906)		EA	4	*	*	*	*	23	2
P O	5310-014-5850	WASHER, FLAT: BOOT MTG MS27183-42 (96906)		EA	4	*	*	*	*	23	3
P O	5305-789-7434	SCREW, MACHINE: BOOT MTG MS35207-263 (96906)		EA	4	*	*	*	*	23	4
X2 O		STRAP, BOOT MTG MS35140-2 (96906)		EA	4					23	5
P O	5305-269-3209	SCREW, CAP HEXAGON HEAD: BOOT RING AND COVER MTG MS90725-58 (96906)		EA	3	*	*	*	*	23	6
X2 O		RING, BOOT 13217E1058 (97403)		EA	1					23	7
P O		BOOT, BUST 13217E1057 (97403)		EA	1	*	*	*	*	23	8
P O	5310-732-0558	NUT, PLAIN, HEXAGON: LEAD MTG MS51967-8 (96906)		EA	2	*	*	*	*	23	9
P O	5310-637-9541	WASHER, LOCK: LEAD MTG MS35338-46 (96906)		EA	2	*	*	*	*	23	10
P O	5305-269-3214	SCREW, CAP, HEXAGON HEAD: LEAD MTG MS90725-64 (96906)		EA	1	*	*	*	*	23	11
X2 O		LEAD, GROUND MILJL231TYPE 1 CLB (91348)		EA	1					23	12
P O	5310-492-3144	NUT, WING: FILTER MTG W11294-1 (28835)		EA	4	*	*	*	*	23	16
P O	5310-476-5240	WASHER, FLAT: FILTER MTG W11242-4 (28835)		EA	4	*	*	*	*	23	17
P O	6125-796-8741	FILTER, AIR INTAKE 16DW680 (28835)		EA	2	*	*	*	*	23	18
P O	5310-577-2686	NUT, PLAIN, HEXAGON: 50MS732-0 (28835)		EA	8	*	*	*	*	23	19
P O	5305-981-1171	SCREW, MACHINE: FILTER MTG AN 526-420-24 (88044)		EA	4	*	*	*	*	23	20
P O	5310-577-2686	NUT, PLAIN, HEXAGON: COVER MTG 50MS732-0 (28835)		EA	6	*	*	*	*	23	21
P O	5305-988-1732	SCREW, MACHINE, COVER MTG MS35206-291 (28835)		EA	6	*	*	*	*	23	22
X2 O		COVER, WRAPPER 16DW679 (28835)		EA	2					23	23
X2 O		BOLT, EYE: LIFTING DW4013 (28835)		EA	1					23	35
X2 O		CUSHION: WELDER X5593 (70485)		EA	1					23	36

(1) SMR CODE	(2) FEDERAL STOCK NUMBER	(3) DESCRIPTION REF NUMBER & MFR CODE GROUP 08 - WELDER MOUNT	(4) USABLE ON CODE	(5) UNIT OF MEAS	(6) 15-DAY ORGANIZATIONAL MAINTENANCE ALW				(7) ILLUS- TRATION		
					QTY INC IN UNIT	(A) 1-5	(B) 6-20	(C) 21-50	(D) 51-100	(A) FIG. NO.	(B) ITEM NO.
P O	5310-269-4040	NUT, SELF-LOCKING: SHOCK MTG MS51922-49 (96906)		EA	2	*	*	*	*	30	1
P O	5310-809-8533	WASHER, FLAT: SHOCK MTG MS27183-23 (96906)		EA	2	*	*	*	*	30	2
P O		SHOCK ABORBER: WELDER H245 (72560)		EA	1	*	*	*	*	30	3
P O	5310-763-8901	NUT, PLAIN, HEXAGON: BELT ADJ MS51968-23 (96906)		EA	2	*	*	*	*	30	4
P O		SPRING: BELT ADJ 13217E1050 (97403)		EA	2	*	*	*	*	30	5
X2 O		SEAT, SPRING 13217E1051 (97403)		EA	2					30	6
P O	5310-335-0051	NUT, SPRING: BRACKET MTG 13217E1039-1 (97403)		EA	3	*	*	*	*	30	7
P O	5310-584-5272	WASHER, LOCK: BRACKET MTG MS35338-48 (96906)		EA	3	*	*	*	*	30	8
P O	5305-782-9495	SCREW, CAP, HEXAGON HEAD: BRACKET MTG MS90725-111 (96906)		EA	3	*	*	*	*	30	9
GROUP 09 - TENT FRAME AND CURTAINS											
X2 O		PIN, TENT IH2727-1 (98255)		EA	36					31	1
X2 O		CURTAIN, TENT, REAR 13217E0954 (97403)		EA	1					31	2
X2 O		CURTAIN, TENT, FRONT: LEFT 13217E0951 (97403)		EA	1					31	3
X2 O		CURTAIN, TENT, SIDE: LEFT AND RIGHT 13217E0950 (97403)		EA	2					31	4
X2 O		CURTAIN, TENT, FRONT: CENTER 13217E0953 (97403)		EA	1					31	5
X2 O		CURTAIN, TENT, FRONT: RIGHT 13217E0952 (97403)		EA	1					31	6
X2 O		BRACE, REAR DIAGONAL TENT FRAME: RIGHT OR LEFT 13217E0972 (97403)		EA	2					32	1
P O	5340-514-1259	PIN, QUICK RELEASE MS17990C621 (96906)		EA	1	*	*	*	*	32	2
X2 O		HOOK, S: PIN TO CHAIN MS87006-63 (96906)		EA	1					32	3
P O	5310-543-4717	NUT, WING MS35425-28 (96906)		EA	2	*	*	*	*	32	4
X2 O		TENT FRAME: W/O BRACE 13217E0971 (97403)		EA	2					32	5
P O	5340-514-1259	PIN, QUICK RELEASE MS17990C621 (96906)		EA	2	*	*	*	*	32	6

(1) SMR CODE	(2) FEDERAL STOCK NUMBER	(3) DESCRIPTION REF NUMBER & MFR CODE	(4) USABLE ON CODE	(5) UNIT OF MEAS	(6) QTY INC IN UNIT	15-DAY ORGANIZATIONAL MAINTENANCE ALW				(7) ILLUS- TRATION (A) (B) FIG. ITEM NO. NO.	
						(A)	(B)	(C)	(D)	(A)	(B)
X2 O		HOOK, S: PIN TO CHAIN MS87006-63 (96906)		EA	2					32	7
P O	5340-476-7468	PIN, QUICK RELEASE MS1799C624 (96906)		EA	1	*	*	*	*	32	8
X2 O		HOOK, S: PIN TO CHAIN MS87006-63 (96906)		EA	1					32	9
P O	5310-274-9337	NUT, WING MS35425-36 (96906)		EA	4	*	*	*	*	32	10
P O	5310-543-4717	NUT, WING MS35425-28 (96906)		EA	10	*	*	*	*	32	11
		GROUP 10 - TABLE									
P O	5310-225-6993	NUT, SELF-LOCKING: MS51922-23 (96906)		EA	2	*	*	*	*	33	1
X2 O		LATCH, TABLE 13217E1130 (97403)		EA	1					33	2
X2 O		TABLE 13217E1128 (97403)		EA	1					33	
P O	5305-533-5446	SCREW, WOOD: HINGE MTG MS35493-53 (96906)		EA	4	*	*	*	*	33	3
X2 O		HINGE, TABLE MS27973-16 (96906)		EA	2					33	4
P O	5305-533-5446	SCREW, WOOD: LEG MTG MS35493-53 (96906)		EA	3	*	*	*	*	33	5
P O	4940-349-8896	LEG, TABLE 13217E1120 (97403)		EA	1	*	*	*	*	33	6
P O	5305-900-2548	SCREW, WOOD: BOLT MTG MS35492-530 (96906)		EA	4	*	*	*	*	33	7
X2 O		SPACER, BOLT MTG 13217E1126 (97403)		EA	1					33	8
P O	5340-498-6120	BOLT, BARREL: TABLE 13217E1129 (97403)		EA	1	*	*	*	*	33	9
X2 O		TOP, TABLE 13217E1127 (97403)		EA	1					33	10
		GROUP 11 - REAR TROLLEY AND TRACK									
P O	5305-269-3213	SCREW, CAP, HEXAGON HEAD: STOP MTG MS90725-62 (96906)		EA	2	*	*	*	*	34	1
P O	5310-732-0558	NUT, PLAIN, HEXAGON: STOP MTG MS51967-8 (96906)		EA	2	*	*	*	*	34	2
P2 O	4940-349-8898	STOP, HOIST 13217E1134 (97403)		EA	1	*	*	*	*	34	3
P2 O		CARRIER, EYE BOLT 13217E1226 (97403)		EA	1	*	*	*	*	34	4
P O	5310-543-4717	NUT, WING: CARRIER MS35425-28 (96906)		EA	1	*	*	*	*	34	5

(1) SMR CODE	(2) FEDERAL STOCK NUMBER	(3) DESCRIPTION REF NUMBER & MFR CODE	(4) USABLE ON CODE	(5) UNIT OF MEAS	(6) QTY INC IN UNIT	15-DAY ORGANIZATIONAL MAINTENANCE ALW				(7) ILLUS- TRATION (A) (B) FIG. ITEM NO. NO.		
						(A)	(B)	(C)	(D)	1-5	6-20	21-50
X2 O		TRACK, CARRIER 13217E1133 (97403)		EA	1						34	6
		GROUP 12 - HYDRAULIC SYSTEM										
P O	5305-855-0957	SCREW, SELF-TAPPING: COVER MTG MS24629-46 (96906)		EA	4	*	*	*	*		35	1
X2 O		COVER, HOSE: LH 13217E1066 (97403)		EA	1						35	2
X2 O		COVER, HOSE: RH 13217E1063 (97403)		EA	1						35	2
P O		NUT, 3 PIECE TUBE MS51531		EA	2	*	*	*	*		35	3
P O	4730-816-8558	SLEEVE, 3 PIECE TUBE MS39321S6 (96906)		EA	2	*	*	*	*		35	4
P O	4730-334-7840	ADAPTER 13218E0181-7 (97403)		EA	2	*	*	*	*		35	5
P O	4720-251-0694	HOSE ASSEMBLY: CYLINDER 13217E1089 (97403)		EA	2	*	*	*	*		35	6
P O	5315-059-0157	PIN, COTTER: MS24665-210 (96906)		EA	4	*	*	*	*		35	7
P O	5315-957-2399	PIN, STRAIGHT, HEAD DRILLED MS20392-5C35 (96906)		EA	4	*	*	*	*		35	8
P O	3040-922-0243	CYLINDER, HYDRAULIC 13217E1092 (97403)		EA	2	*	*	*	*		35	
P O	5310-761-6882	NUT, PLAIN, HEXAGON: BRACKET MTG MS51967-2 (96906)		EA	4	*	*	*	*		35	18
P O	5310-582-5965	WASHER, LOCK: BRACKET MTG MS35338-44 (96906)		EA	4	*	*	*	*		35	19
P O	5310-809-3078	WASHER, FLAT: BRACKET MTG MS27183-11 (96906)		EA	4	*	*	*	*		35	20
X2 O	5305-071-2239	SCREW, CAP, HEXAGON HEAD: BRACKET MTG MS90725-12 (96906)		EA	4						35	21
X2 O		BRACKET, CYLINDER MTG 13217E1088 (97403)		EA	2						35	22
P2 O	5975-284-7338	TUBE, FLEXIBLE: NONMETALLIC 8376127 (19207)		EA	AR	*	*	*	*		36	1
P O	5325-682-1839	GROMMET: RUBBER MS35490-42 (96906)		EA	1	*	*	*	*		36	2
P2 O		TUBE, STEEL: 25 FEET MIL-T-3520TYPE II (81349)		EA	2	*	*	*	*		36	3
P O		NUT, STEEL TUBE MS51531		EA	2	*	*	*	*		36	4
P O	4730-816-8558	SLEEVE, TUBE MS39321S6 (96906)		EA	2	*	*	*	*		36	5
P O	4730-194-1121	NIPPLE, TUBE TO VALVE AN816-6 (88044)		EA	2	*	*	*	*		36	6

(1)	(2)	(3)	(4)	(5)	(6)				(7)		
SMR CODE	FEDERAL STOCK NUMBER	DESCRIPTION REF NUMBER & MFR CODE	USABLE OF ON CODE	UNIT OF MEAS	QTY INC IN UNIT	15-DAY ORGANIZATIONAL MAINTENANCE ALW (A) (B) (C) (D)				ILLUS- TRATION (A) (B) FIG. ITEM NO. NO.	
	4820-451-3564	VALVE FLOW: CONTROL 13217E1075 (97403)		EA	2	*	*	*	*	36	7
P O	4730-231-5602	ELBOW, VALVE AN914-2 (88044)		EA	2	*	*	*	*	36	8
P O	4730-186-7798	NIPPLE, TUBE TO PIPE AN911-2 (88044)		EA	2	*	*	*	*	36	9
P O	5310-984-3806	NUT, PLAIN, HEXAGON: PUMP MTG MS51922-9 (96906)		EA	8	*	*	*	*	36	10
P O	5305-225-8501	SCREW, CAP, HEXAGON HEAD: PUMP MTG MS90725-37 (96906)		EA	8	*	*	*	*	36	11
P2 O	4320-374-7694	PUMP, HYDRAULIC 13217E1076 (97403)		EA	2	*	*	*	*	36	12
X2 O		HANDLE, PUMP P147-70 (26953)		EA	1					36	13
P O		PLUG: FILLER MS49005-8 (96906)		EA	1	*	*	*	*	36	14
X2 O		BUSHING, PIPE FZ1630 (26953)		EA	1					36	15
GROUP 13 - SIDE AND REAR DOORS											
P O	5310-088-1251	NUT, SELF-LOCKING MS51922-1 (96906)		EA	4	*	*	*	*	38	1
P O	5305-068-0500	SCREW, CAP, HEXAGON HEAD: CLIP MTG MS90725-3 (96906)		EA	4	*	*	*	*	38	2
X2 O		RETAINER, CLIP 13217E1149 (97403)		EA	4					38	3
P O	5340-223-3899	CLIP, SPRING 13217E1150 (97403)		EA	4	*	*	*	*	38	4
P O	5305-068-0500	SCREW, TAPPING: BUMPER MTG MS24617-21 (96906)		EA	4	*	*	*	*	38	5
X2 O		BUMPER, RUBBER 381W439 (70485)		EA	4					38	6
X2 O		TOGGLE, CLAMP 1317E1021 (97403)		EA	4					38	7
P O	5360-223-3864	SPRING, TOGGLE 13217E1174 (97403)		EA	4	*	*	*	*	38	8
P O	5310-087-4652	NUT, SELF-LOCKING: CHAIN MTG MS51922-17 (96906)		EA	6	*	*	*	*	38	21
P O	5310-080-6004	WASHER, LOCK: CHAIN MTG MS27183-14 (96906)		EA	6	*	*	*	*	38	22
X2 O		CONNECTOR, ROD END 13217E1173 (97403)		EA	4					38	23
P O	4010-530-4559	LINK, CHAIN: 13217E0010-6 (97403)		EA	4	*	*	*	*	38	24
X2 O		CHAIN, DOOR: SUPPORT 13217E0028-2 (97403)		EA	4					38	25

(1) SMR CODE	(2) FEDERAL STOCK NUMBER	(3) DESCRIPTION REF NUMBER & MFR CODE	(4) USABLE OF ON CODE	(5) UNIT OF MEAS IN	(6) QTY INC UNIT	15-DAY ORGANIZATIONAL MAINTENANCE ALW				(7) ILLUS- TRATION (A) (B) FIG. ITEM NO. NO.	
						(A)	(B)	(C)	(D)	1-5	6-20
P O	5310-087-4652	NUT, SELF-LOCKING: CHAIN MTG MS51922-17 (96906)		EA	6	*	*	*	*	38	27
P O	5310-080-6004	WASHER, LOCK: CHAIN MTG MS27183-14 (96906)		EA	6	*	*	*	*	38	28
X2 O		CONNECTOR, ROD END 13217E1173 (97403)		EA	4					38	29
P O	4010-530-4559	LINK, CHAIN: 13217E0010-6 (97403)		EA	4	*	*	*	*	38	30
X2 O		CHAIN, DOOR: SUPPORT 13217E0028-2 (97403)		EA	4					38	31
P O		RIVET, SOLID: REFLECTOR MTG MS20470AD7-7 (96906)		EA	4	*	*	*	*	38	33
P O	9905-202-3639	REFLECTOR, CLEARANCE, AMBER MS35387-2 (96906)		EA	2	*	*	*	*	38	34
P O	5305-753-7078	SCREW, SELF-TAPPING: LATCH MTG MS24621-31 (96906)		EA	8	*	*	*	*	39	6
X2 O		LATCH, DOOR: REAR 13217E1024 (97403)		EA	1					39	7
P O	5305-068-0524	SCREW, SELF-TAPPING: HANDLE MTG MS24621-44 (96906)		EA	7	*	*	*	*	39	8
P O	2540-782-9592	HANDLE, DOOR: REAR 1K2553-1 (98255)		EA	1	*	*	*	*	39	9
P O	5305-883-0633	SCREW, SELF-TAPPING: CLIP MTG MS24617-11 (96906)		EA	2	*	*	*	*	39	10
P2 O	5340-434-4364	CLIP, PADLOCK 13217E1234 (97403)		EA	1	*	*	*	*	39	11
P O	5310-088-1251	NUT, SELF-LOCKING: ROD MTG MS51922-1 (96906)		EA	2	*	*	*	*	39	20
P O	5310-809-4058	WASHER, FLAT: ROD MTG MS27183-10 (96906)		EA	2	*	*	*	*	39	21
P O	5305-068-0502	SCREW, CAP, HEXAGON HEAD: ROD MTG MS90725-6 (96906)		EA	2	*	*	*	*	39	22
X2 O		HANDLE, LATCH 13217E1015 (97403)		EA	2					39	23
P O	4940-349-8897	ROD, LOCK 13217E1016 (97403)		EA	2	*	*	*	*	39	24
P O		SCREW, SELF-TAPPING: PANEL MTG MS24627-48 (96906)		EA	1	*	*	*	*	39	26
P O	5310-761-6882	NUT, PLAIN, HEXAGON: PANEL MTG MS51967-2 (96906)		EA	10	*	*	*	*	39	27
P O	5310-582-5965	WASHER, LOCK: PANEL MTG MS35338-44 (96906)		EA	10	*	*	*	*	39	28
P O	5305-068-0502	SCREW, CAP, HEXAGON HEAD: PANEL MTG MS90725-6 (96906)		EA	10	*	*	*	*	39	29
P O	5310-208-4026	NUT, SELF-LOCKING: HOOK MTG MS20500-1032 (96906)		EA	1	*	*	*	*	39	30

(1) SMR CODE	(2) FEDERAL STOCK NUMBER	(3) DESCRIPTION REF NUMBER & MFR CODE	(4) USABLE ON CODE	(5) UNIT OF MEAS	(6) 15-DAY ORGANIZATIONAL MAINTENANCE ALW				(7) ILLUS- TRATION		
					QTY INC IN UNIT	(A) 1-5	(B) 6-20	(C) 21-50	(D) 51-100	(A) FIG. NO.	(B) ITEM NO.
P O	5340-223-3852	HOOK, REAR PANEL 13217E1078 (97403)		EA	1	*	*	*	*	39	31
P O	5310-809-8546	WASHER, FLAT: PANEL HOOK MTG MS27183-8 (96906)		EA	1	*	*	*	*	39	32
P O	5305-993-1848	SCREW, CAP, HEXAGON HEAD: HOOK MTG MS35207-265 (96906)		EA	1	*	*	*	*	39	33
P O	5310-925-9645	NUT, SELF-LOCKING: BUMPER MTG MS21083N04 (96906)		EA	1	*	*	*	*	39	34
X2 O		BUMPER: REAR PANEL 13217E1077 (97403)		EA	1					39	35
P O	5305-889-2999	SCREW, MACHINE: BUMPER MTG MS35206-217 (96906)		EA	1	*	*	*	*	39	36
		GROUP 14 - DRAWERS, HANDLES AND DOOR									
P O	5310-050-3262	NUT, LOCK: HOOK MTG 503262 (19207)		EA	10	*	*	*	*	40	1
P O	5305-984-6210	SCREW, MACHINE: HOOK MTG MS35206-263 (96906)		EA	10	*	*	*	*	40	2
X2 O		HOOK, DRAWER IH2532 (98255)		EA	10					40	3
X2 O		DRAWER, CABINET 13217E1111 (97403)		EA	5					40	4
X2 O		DRAWER, CABINET 13217E1112 (97403)		EA	5					40	4
P O	5310-088-1251	NUT, LOCK: HANDLE MTG MS51922-1 (96906)		EA	4	*	*	*	*	40	5
P O	5305-068-0502	SCREW, CAP, HEXAGON HEAD: HANDLE MTG MS90725-6 (96906)		EA	4	*	*	*	*	40	6
P O	5310-809-4058	WASHER, FLAT: HANDLE MTG MS27183-10 (96906)		EA	4	*	*	*	*	40	7
X2 O		HANDLE, DOOR 13217E1155 (97403)		EA	4					40	8
P O		GASKET, DOOR 13217E1019 (97403)		EA	1	*	*	*	*	40	10
		GROUP 15 - VENTILATION FANS									
P O	5310-934-9758	NUT, PLAIN, HEXAGON: BLOWER MTG MS35649-202 (96906)		EA	8	*	*	*	*	41	1
P O	5310-596-7691	WASHER, LOCK: BLOWER MTG MS35335-32 (96906)		EA	8	*	*	*	*	41	2
P O	5305-984-6210	SCREW, MACHINE: BLOWER MTG MS35206-263 (96906)		EA	8	*	*	*	*	41	3
X2 O		SCREEN, BLOWER 13217E1184 (97403)		EA	2					41	4

(1) SMR CODE	(2) FEDERAL STOCK NUMBER	(3) DESCRIPTION REF NUMBER & MFR CODE	(4) USABLE ON CODE	(5) UNIT OF MEAS	(6) QTY INC IN UNIT	15-DAY ORGANIZATIONAL MAINTENANCE ALW				(7) ILLUS- TRATION (A) (B) FIG. ITEM NO. NO.	
						(A)	(B)	(C)	(D)	1-5	6-20
P O	5310-934-9758	NUT, HEXAGON: BRACKET MTG MS35649-202 (96906)		EA	8	*	*	*	*	41	5
P O	5310-596-7691	WASHER, LOCK: BLOWER MTG MS35335-32 (96906)		EA	8	*	*	*	*	41	6
P O	5305-984-6210	SCREW, MACHINE: BRACKET MTG MS35206-263 (96906)		EA	8	*	*	*	*	41	7
X2 O		BRACKET, BLOWER MTG 1317E1182 (97403)		EA	2					41	8
P O	5940-812-3769	CAP, SPLICE 13217E0942-1 (97403)		EA	4	*	*	*	*	41	9
P O	5970-871-8799	INSULATOR 13217E0943-1 (97403)		EA	4	*	*	*	*	41	10
P O	5325-290-6163	GROMMET MS35489-13 (96906)		EA	2	*	*	*	*	41	11
P O		WIRING HARNESS 13217E1418 (97403)		EA	1	*	*	*	*	41	12
P O	5325-276-6082	GROMMET: WIRING HARNESS MS35489-43 (96906)		EA	2	*	*	*	*	41	13
X2 O		SWITCH 13217E1013 (97403)		EA	2					41	14
P O	5940-813-0698	TERMINAL, LUG MS25036-101 (96906)		EA	4	*	*	*	*	41	15
X2 O		BLOWER ASSEMBLY 13217E1195 (97403)		EA	2					41	
P O	5305-840-6694	SCREW, TAPPING: RING MTG MS24621-29 (96906)		EA	3	*	*	*	*	41	16
P2 O		RING, SCREEN MTG 912-15 (16327)		EA	1	*	*	*	*	41	17
P O		SCREEN, BLOWER 13217E1185 (97403)		EA	1	*	*	*	*	41	18
P O	5305-724-6799	SETSCREW, BLOWER MS51964-51 (96906)		EA	1	*	*	*	*	41	19
X2 O		IMPELLER 0912-0023 (16327)		EA	1					41	20
P O		NUT, MOTOR RETAINING 001-0039 (16327)		EA	4	*	*	*	*	41	21
P O		WASHER, LOCK: MOTOR MTG 001-0046 (16327)		EA	4	*	*	*	*	41	22
P O	5310-809-8546	WASHER, MOTOR MTG MS27183-8 (96906)		EA	8	*	*	*	*	41	23
X2 O		GROMMET 0911-0006 (16327)		EA	1					41	24
X2 O		MOTOR, BLOWER SK175 (16327)		EA	1					41	25
P2 O	2590-444-0235	HOUSING 912-19 (16327)		EA	1	*	*	*	*	41	26

(1)	(2)	(3)	(4)	(5)	(6)				(7)		
SMR	FEDERAL	DESCRIPTION	USABLE	UNIT	QTY	15-DAY ORGANIZATIONAL				ILLUS-	
CODE	STOCK		ON	OF	INC	MAINTENANCE	ALW			TRATION	
	NUMBER	REF NUMBER & MFR CODE	CODE	MEAS	IN	(A)	(B)	(C)	(D)	(A)	(B)
					UNIT	1-5	6-20	21-50	51-100	NO.	NO.
GROUP 16 - LIGHTS, RECEPTACLES AND SOCKETS											
P O	5305-855-0973	SCREW, TAPPING: DOME LIGHT MTG MS24629-24 (96906)		EA	3	*	*	*	*	42	1
P O	6220-485-2766	LIGHT, DOME 13217E1073 (97403)		EA	1	*	*	*	*	42	2
P O	5305-836-3889	SCREW, TAPPING: LENS MTG 34544 (75175)		EA	3	*	*	*	*	42	3
P O	5310-480-1972	WASHER, LENS MTG 34545 (75175)		EA	3	*	*	*	*	42	4
P O	6220-834-1852	LENS, CLEAR 3313 (75175)		EA	1	*	*	*	*	42	5
P O	6240-155-7784	LAMP, INCANDESCENT 1531 (75175)		EA	1	*	*	*	*	42	6
X2 O		SWITCH, DOME 37180 (75175)		EA	1					42	7
P O	5305-883-0628	SCREW, TAPPING MS24617-21 (96906)		EA	2	*	*	*	*	42	8
X2 O		GUARD, FAN 13217E1143 (97403)		EA	1					42	9
P O	5305-724-6745	SETSCREW, IMPELLER MS51965-20 (96906)		EA	1	*	*	*	*	42	10
X2 O		IMPELLER, FAN 13217E1204 (97403)		EA	1					42	11
P O	5305-855-0960	SCREW, TAPPING: BRACKET MTG MS24629-36 (96906)		EA	4	*	*	*	*	42	12
P O	5310-934-9757	NUT, PLAIN, HEXAGON: MOTOR MTG MS35649-282 (96906)		EA	4	*	*	*	*	42	13
P2 O	6105-437-5937	MOTOR, FAN 13217E1203 (97403)		EA	1	*	*	*	*	42	14
X2 O		BRACKET, FAN 13217E1131 (97403)		EA	1	*	*	*	*	42	15
P O	5310-088-1251	NUT, SELF-LOCKING: DOME LIGHT MTG MS51922-1 (96906)		EA	4	*	*	*	*	43	1
P O	5305-988-1725	SCREW, MACHINE: DOME LIGHT MTG MS35206-281 (96906)		EA	4	*	*	*	*	43	2
P O	6220-337-7463	LIGHT, DOME: 24V MS51073-1 (96906)		EA	2	*	*	*	*	43	
P O	5305-054-6654	SCREW, MACHINE: KNOB MTG MS51957-30 (96906)		EA	1	*	*	*	*	43	3
P O	5310-209-0788	WASHER, LOCK: KNOB MTG MS35335-30 (96906)		EA	1	*	*	*	*	43	4
P O	5305-732-0657	SETSCREW, PLUNGER 7320657 (19207)		EA	1	*	*	*	*	43	5
P O	5930-705-7187	PLUNGER, SWITCH 7057187 (19207)		EA	1	*	*	*	*	43	6

(1) SMR CODE	(2) FEDERAL STOCK NUMBER	(3) DESCRIPTION REF NUMBER & MFR CODE	(4) USABLE ON CODE	(5) UNIT OF MEAS	(6) 15-DAY ORGANIZATIONAL MAINTENANCE ALW				(7) ILLUS- TRATION		
					QTY INC IN UNIT	(A) 1-5	(B) 6-20	(C) 21-50	(D) 51-100	(A) FIG. NO.	(B) ITEM NO.
P O	5340-705-7189	SPRING, PLUNGER 7057189 (19207)		EA	1	*	*	*	*	43	7
P2 O	5355-732-0656	KNOB, SWITCH 7320656 (19207)		EA	1	*	*	*	*	43	8
P O	5310-732-0652	NUT, SWITCH 7320652 (19207)		EA	1	*	*	*	*	43	9
P O	5310-732-0654	WASHER, FLAT 7320654 (19207)		EA	1	*	*	*	*	43	10
P2 O	6220-732-0655	GASKET: SWITCH MTG 7320655 (19207)		EA	1	*	*	*	*	43	11
P O	5305-737-5694	SCREW, MACHINE: DOOR MTG 7375694 (19207)		EA	8	*	*	*	*	43	12
P O	5365-732-0642	WASHER, LOCK: DOOR MTG 7320642 (19207)		EA	8	*	*	*	*	43	13
P O	5930-732-0651	SWITCH, LIGHT 7320651 (19207)		EA	1	*	*	*	*	43	14
P O	5305-984-4983	SCREW, MACHINE: PARTITION MTG MS35206-226 (96906)		EA	4	*	*	*	*	43	15
P O	5310-209-0788	WASHER, LOCK: PARTITION MTG MS35335-30 (96906)		EA	4	*	*	*	*	43	16
X2 O		PARTITION, LIGHT 7962247 (19207)		EA	1					43	17
P O	5305-984-4983	SCREW, MACHINE: PLATE MTG MS35206-226 (96906)		EA	1	*	*	*	*	43	18
P2 O	6220-087-6681	PLATE, RETAINER, LENS 7962246 (19207)		EA	1	*	*	*	*	43	19
P O	6220-796-2244	LENS, WHITE 7962244 (19207)		EA	1	*	*	*	*	43	20
P O	6220-796-2242	GASKET, LENS 7962242 (19207)		EA	1	*	*	*	*	43	21
P2 O	6220-796-2245	LEN, BLACKOUT 7962245 (19207)		EA	1	*	*	*	*	43	22
P O	5330-796-2243	GASKET: LENS 7962243 (19207)		EA	1	*	*	*	*	43	23
P O	6220-796-2241	DOOR, LIGHT 7962241 (19207)		EA	1	*	*	*	*	43	24
P O	6220-796-2254	GASKET, DOOR MTG 7962254 (19207)		EA	1	*	*	*	*	43	25
P O	5305-984-6189	SCREW, MACHINE: CONNECTOR MTG MS35206-241 (96906)		EA	2	*	*	*	*	43	26
P O	5935-622-4948	CONNECTOR, LIGHT 7064961 (19207)		EA	1	*	*	*	*	43	27
X2 O		GASKET: CONNECTOR MTG 7962251 (19207)		EA	1					43	28
P O	6150-055-1752	LEAD AY 8386496 (19207)		EA	1	*	*	*	*	43	29

(1) SMR CODE	(2) FEDERAL STOCK NUMBER	(3) DESCRIPTION REF NUMBER & MFR CODE	(4) USABLE OF MEAS ON CODE	(5) UNIT QTY INC IN UNIT	(6) 15-DAY ORGANIZATIONAL MAINTENANCE ALW				(7) ILLUS- TRATION (A) (B) FIG. ITEM NO. NO.	
					(A)	(B)	(C)	(D)		
P O	6240-295-2668	LAMP, INCANDESCENT 453701 (19207)	EA	1	*	*	*	*	43	30
P O	5305-633-0785	SCREW, MACHINE: LAMPHOLDER 8335233 (19207)	EA	2	*	*	*	*	43	31
P O	5310-045-3299	WASHER, LOCK: LAMPHOLDER MS35338-42 (96906)	EA	2	*	*	*	*	43	32
P O	5305-889-3002	SCREW, MACHINE: PLATE MTG MS35206-242 (96906)	EA	2	*	*	*	*	43	33
X2 O		PLATE 7064896 (19207)	EA	1					43	34
P2 O	5325-623-0928	MOUNT, LAMPHOLDER 7064900 (19207)	EA	2	*	*	*	*	43	35
P2 O	6220-337-7465	LAMPHOLDER 7064962 (19207)	EA	1	*	*	*	*	43	36
P O	5305-984-4988	SCREW, MACHINE MS35206-228 (96906)	EA	2	*	*	*	*	43	37
X2 O		PAD, PLATE 8335240 (19207)	EA	1					43	38
P O	5305-274-3154	SCREW, MACHINE: HOLDER MTG 7320687 (19207)	EA	2	*	*	*	*	43	39
P O	5310-132-1438	WASHER, LOCK: HOLDER MTG 8744897 (19207)	EA	2	*	*	*	*	43	40
X2 O		PLATE, HOLDER 8335242 (19207)	EA	1	*	*	*	*	43	41
P O	6240-019-3093	LAMP, INCANDESCENT MS15570-623 (96906)	EA	1	*	*	*	*	43	42
X2 O		HOLDER, LAMP 7064963 (19207)	EA	1	*	*	*	*	43	43
X2 O		BODY, LIGHT 7962250 (19207)	EA	1					43	44
X2 O		LIGHT ASSEMBLY, BLACKOUT: AMBER MS35424-1 (96906) (SAME COMPONENTS AS LIGHT P/N MS35423-1 (96906), (EXCEPT WHERE ANOTATED)	EA	2					44	
X2 O		LIGHT ASSEMBLY, SERVICE: RED MS35423-2 (96906) (SAME COMPONENTS AS LIGHT, P/N MS35423-1 (96906), EXCEPT WHERE ANOTATED)	EA	5					44	
X2 O		LIGHT ASSEMBLY, SERVICE: AMBER MS35423-1 (96906)	EA	5					44	
P O	5305-984-7361	SCREW, MACHINE: DOOR MTG MS35191-270 (96906)	EA	2	*	*	*	*	44	1
P O	5310-596-8169	NUT, LENS MTG 7526796 (19207)	EA	2	*	*	*	*	44	2
P O	6220-299-7425	LENS, AMBER MS35421-1 (96906) (USED ON LIGHT, P/N MS35423-1 (96906)	EA	1	*	*	*	*	44	3

(1) SMR CODE	(2) FEDERAL STOCK NUMBER	(3) DESCRIPTION REF NUMBER & MFR CODE	(4) USABLE ON CODE	(5) UNIT OF MEAS	(6) QTY INC IN UNIT	(6) 15-DAY ORGANIZATIONAL MAINTENANCE ALW				(7) ILLUS- TRATION	
						(A)	(B)	(C)	(D)	(A) FIG. NO.	(B) ITEM NO.
P O	6220-299-7426	LENS, RED 7525995 (19207) (USED ON LIGHT, P/N MS35423-2 (96906))		EA	1	*	*	*	*	44	3
P O	6220-729-9296	LENS, AMBER MS35420-1 (96906) (USED ON LIGHT, P/N MS35424-1 (96906))		EA	1	*	*	*	*	44	3
P O	6220-752-5993	LENS, RED 7525993 (19207) (USED ON LIGHT, P/N MS35424-2 (96906))		EA	1	*	*	*	*	44	3
X2 O		DOOR, LIGHT 7526516 (19207)		EA	1					44	4
P O	6240-019-0877	LAMP, INCANDESCENT A213667A (19207)		EA	1	*	*	*	*	44	5
P O	5305-206-3716	SCREW, MACHINE: LAMPHOLDER MTG MS35214-25 (96906)		EA	1	*	*	*	*	44	6
P O	5310-045-5205	WASHER, FLAT: LAMPHOLDER MTG MS15795-906 (96906)		EA	1	*	*	*	*	44	7
P O	6220-608-5774	LAMPHOLDER 8526932 (18876)		EA	1	*	*	*	*	44	8
P O	5305-883-0628	SCREW, TAPPING, LIGHT MTG MS24617-21 (96906)		EA	4	*	*	*	*	44	9
X2 O		PLATE 7526515 (19207)		EA	1					44	10
P O	5330-353-0959	FELT, LIGHT MTG 7526509 (19207)		EA	1	*	*	*	*	44	11
P O	5305-855-0960	SCREW, TAPPING: CLUSTER MOUNT, FRONT MS24629-36 (96906)		EA	8	*	*	*	*	44	12
X2 O		BRACKET, LIGHT: CLUSTER MOUNT, FRONT 13217E1132 (97403)		EA	1					44	13
P O	6240-246-5052	LAMP, INCANDESCENT MS15541-2 (96906)		EA	4	*	*	*	*	45	1
P O	5305-855-0958	SCREW, TAPPING: REFLECTOR MTG MS24629-45 (96906)		EA	8	*	*	*	*	45	2
P O	6210-463-1394	REFLECTOR, LIGHT 13217E1217 (97403)		EA	4	*	*	*	*	45	3
P O	5305-855-0958	SCREW, TAPPING: BOX MTG MS24629-45 (96906)		EA	12	*	*	*	*	45	4
X2 O		COVER, RECEPTACLE, BOX, RH 13217E1218 (97403)		EA	1					45	5
X2 O		COVER, RECEPTACLE BOX, LH 13217E1219 (97403)		EA	1					45	5
X2 O		SWITCH, TOGGLE 13217E1013 (97403)		EA	3					45	8
P O	5310-934-9747	NUT, PLAIN, HEXAGON: LIGHT SOCKET MTG MS35649-262 (96906)		EA	8	*	*	*	*	45	10
P O	5310-167-0680	WASHER, LOCK: SOCKET MTG MS35335-49 (96906)		EA	8	*	*	*	*	45	11

(1) SMR CODE	(2) FEDERAL STOCK NUMBER	(3) DESCRIPTION REF NUMBER & MFR CODE	(4) USABLE ON CODE	(5) UNIT OF MEAS	(6) 15-DAY ORGANIZATIONAL MAINTENANCE ALW				(7) ILLUS- TRATION		
					QTY INC IN UNIT	(A) 1-5	(B) 6-20	(C) 21-50	(D) 51-100	(A) FIG. NO.	(B) ITEM NO.
P O	5310-983-8483	WASHER, FLAT: SOCKET MTG MS27183-5 (96906)		EA	8	*	*	*	*	45	12
P O	5305-889-3000	SCREW, MACHINE: SOCKET MTG MS35206-230 (96906)		EA	8	*	*	*	*	45	13
P O	6250-478-9061	SOCKET, LIGHT 13217E1224 (97403)		EA	4	*	*	*	*	45	14
P O	5305-984-6191	SCREW, MACHINE: RECEPTACLE MTG MS35206-243 (96906)		EA	8	*	*	*	*	45	15
X2 O		RECEPTACLE, SINGLE 13217E1216 (97403)		EA	4					45	16
P2 O	5306-250-9904	EYEBOLT: TROLLEY 13217E1233 (97403)		EA	1	*	*	*	*	45	21
X2 O		TROLLER, LATHE 13217E1175 (97403)		EA	1					45	22
		GROUP 17 - FRONT AND REAR WIRING									
P O	6240-248-4280	LAMP, INCANDESCENT MS15543-2 (96906)		EA	2	*	*	*	*	46	1
P O	5305-883-0628	SCREW, TAPPING: LAMP MTG MS24617-21 (96906)		EA	6	*	*	*	*	46	2
P2 O	5340-045-6170	RETAINER, LAMP 13217E1154 (97403)		EA	6	*	*	*	*	46	3
P2 O	6210-470-3316	FIXTURE LAMP 13217E1074 (97403)		EA	2	*	*	*	*	46	4
X2 O		SWITCH, TOGGLE 13217E1013 (97403)		EA	2					46	5
P O	5310-088-1251	NUT, SELF LOCKING: CONDUIT MTG MS51922-1 (96906)		EA	6	*	*	*	*	46	6
P O	5305-988-1723	SCREW, MACHINE: CONDUIT MTG MS35206-279 (96906)		EA	6	*	*	*	*	46	7
X2 O		STRAP, CONDUIT MTG MS35140-10 (96906)		EA	6					46	8
P O	5310-934-9758	NUT, PLAIN, HEXAGON, BOX MTG MS35649-202 (96906)		EA	8	*	*	*	*	46	15
P O	5310-596-7691	WASHER, LOCK MS35335-32 (96906)		EA	8	*	*	*	*	46	16
P O	5305-984-6210	SCREW, MACHINE MS35206-263 (96906)		EA	8	*	*	*	*	46	17
P O	5305-984-6191	SCREW, MACHINE: RECEPTACLE MTG MS35206-243 (96906)		EA	8	*	*	*	*	46	18
X2 O		RECEPTACLE, SINGLE 13217E1216 (97403)		EA	4					46	19
X2 O		BOX, OUTLET: REAR, RH 13217E1138 (97403)		EA	1					46	20
X2 O		BOX, OUTLET: REAR, LH 13217E1139 (97403)		EA	1					46	20

(1)	(2)	(3)	(4)	(5)	(6)				(7)		
SMR CODE	FEDERAL STOCK NUMBER	DESCRIPTION REF NUMBER & MFR CODE	USABLE ON CODE	UNIT OF MEAS	QTY INC IN	15-DAY ORGANIZATIONAL MAINTENANCE ALW (A) (B) (C) (D)				ILLUS- TRATION (A) (B) FIG. ITEM NO. NO.	
					UNIT	1-5	6-20	21-50	51-100		
P O	5310-934-9758	NUT, PLAIN, HEXAGON: BOX MTG MS35649-202 (96906)		EA	8	*	*	*	*	46	28
P O	5310-596-7691	WASHER, LOCK: BOX MTG MS35335-32 (96906)		EA	8	*	*	*	*	46	29
P O	5305-984-6210	SCREW, MACHINE: BOX MTG MS35206-263 (96906)		EA	8	*	*	*	*	46	30
P O	5305-984-6191	SCREW, MACHINE: RECEPTACLE MTG MS35206-263 (96906)		EA	8	*	*	*	*	46	31
X2 O		RECEPTACLE, SINGLE 13217E1216 (97403)		EA	4					46	32
X2 O		BOX, OUTLET: CENTER, RH 13217E1136 (97403)		EA	1					46	33
X2 O		BOX, OUTLET: CENTER, LH 13217E1137 (97403)		EA	1					46	33
P O	6240-246-5052	LAMP, INCANDESCENT MS15541-2 (96906)		EA	2	*	*	*	*	46	37
P O	5305-879-7941	SCREW, TAPPING: COVER MTG MS24617-31 (96906)		EA	4	*	*	*	*	46	38
X2 O		SWITCH, TOGGLE 13217E1013 (97403)		EA	2					46	41
P O	5310-934-9747	NUT, PLAIN, HEXAGON: SOCKET MTG MS35649-262 (96906)		EA	4	*	*	*	*	46	42
P O	5310-209-0788	WASHER, LOCK: SOCKET MTG MS35335-30 (96906)		EA	4	*	*	*	*	46	43
P O	5310-983-8483	WASHER, FLAT: SOCKET MTG MS27183-5 (96906)		EA	4	*	*	*	*	46	44
P O	5305-889-3000	SCREW, MACHINE, SOCKET MTG MS35206-230 (96906)		EA	4	*	*	*	*	46	45
P O	6250-478-9061	SOCKET, LIGHT 13217E1224 (97403)		EA	2	*	*	*	*	46	46
P O	6250-229-9003	COVER, BOX 13217E1181 (97403)		EA	2	*	*	*	*	46	47
P O	5305-879-7941	SCREW, TAPPING: WIRE COVER MTG MS24617-31 (96906)		EA	10	*	*	*	*	47	7
P O	5305-984-6193	SCREW, MACHINE: COVER MTG MS35206-245 (96906)		EA	6	*	*	*	*	47	12
X2 O		COVER, WIRE 13217E1228 (97403)		EA	2					47	13
P O	5305-984-6193	SCREW, MACHINE: RECEPTACLE COVER MTG MS35206-245 (96906)		EA	6	*	*	*	*	47	22
P O	5305-889-3000	SCREW, MACHINE: RECEPTACLE MTG MS35206-230 (96906)		EA	2	*	*	*	*	47	23
X2 O		RECEPTACLE, LOCKING 13217E1070 (97403)		EA	1					47	24
P O	5305-984-6191	SCREW, MACHINE: RECEPTACLE MTG MS35206-243 (96906)		EA	4	*	*	*	*	47	25

(1)	(2)	(3)	(4)	(5)	(6)				(7)		
SMR CODE	FEDERAL STOCK NUMBER	DESCRIPTION REF NUMBER & MFR CODE	USABLE ON CODE	UNIT OF MEAS	QTY INC IN UNIT	15-DAY ORGANIZATIONAL MAINTENANCE ALW (A) (B) (C) (D)				ILLUS- TRATION (A) (B) FIG. ITEM NO. NO.	
X2 O		RECEPTACLE, SINGLE 13217E1216 (97403)		EA	1					47	26
X2 O		COVER, RECEPTACLE: FRONT 13217E1227 (97403)		EA	1					47	29
X2 O		COVER, JUNCTION BOX 8465 (03743)		EA	1					48	1
P O	5305-883-0627	SCREW, TAPPING: TERMINAL BOARD MTG MS24617-23 (96906)		EA	4	*	*	*	*	48	2
P2 O		BOARD, TERMINAL 12H8141-2 (98255)		EA	1	*	*	*	*	48	3
X2 O		END PIECE 530 (89020)		EA	1					48	4
P O	5310-088-1251	NUT, SELF-LOCKING: LEAD MTG MS51922-1 (96906)		EA	2	*	*	*	*	48	7
P O	5305-225-3839	SCREW, CAP, HEXAGON HEAD: LEAD MTG MS90725-8 (96906)		EA	4	*	*	*	*	48	8
P O	5310-088-1251	NUT, SELF-LOCKING: LEAD MTG MS51922-1 (96906)		EA	4	*	*	*	*	48	9
P O	5305-068-0500	SCREW, CAP, HEXAGON HEAD: LEAD MTG MS90725-3 (96906)		EA	4	*	*	*	*	48	10
X2 O		LEAD, ELECTRICAL: DOOR 13217E0913 (97403)		EA	4					48	11
P O	5310-208-4026	NUT, LOCK: CLIP MTG MS20500-1032 (96906)		EA	8	*	*	*	*	48	12
P O	5305-989-7434	SCREW, MACHINE: CLIP MTG MS35207-263 (96906)		EA	8	*	*	*	*	48	13
X2 O		CLIP ASSEMBLY 10935126 (00000)		EA	2					48	14
P O	5310-440-9912	NUT, SELF-LOCKING: CLAMP MTG MS51988-2 (96906)		EA	1	*	*	*	*	48	19
P O	5305-989-7435	SCREW, MACHINE: CLAMP MTG MS35207-264 (96906)		EA	1	*	*	*	*	48	20
P O	5340-057-2904	CLAMP, LOOP: CABLE MS21333-71 (96906)		EA	1	*	*	*	*	48	21
P O	5310-088-1251	NUT, SELF-LOCKING: CLAMP MTG MS51922-1 (96906)		EA	4	*	*	*	*	48	22
P O	5305-068-0501	SCREW, MACHINE: CLAMP MTG MS90725-5 (96906)		EA	4	*	*	*	*	48	23
P O	5340-809-1494	CLAMP, LOOP: CABLE MS21333-105 (96906)		EA	4	*	*	*	*	48	24
P O	5305-855-0957	SCREW, TAPPING: CLAMP MTG MS24629-46 (96906)		EA	12	*	*	*	*	48	25
P O	5340-764-7051	CLAMP, LOOP, CABLE MTG MS21333-69 (96906)		EA	12	*	*	*	*	48	26
P O	5305-855-0957	SCREW, TAPPING: CLAMP MTG MS24629-46 (96906)		EA	3	*	*	*	*	48	27

(1)	(2)	(3)	(4)	(5)	(6)				(7)		
SMR CODE	FEDERAL STOCK NUMBER	DESCRIPTION REF NUMBER & MFR CODE	USABLE ON CODE	UNIT OF MEAS	QTY INC IN UNIT	15-DAY ORGANIZATIONAL MAINTENANCE ALW (A) (B) (C) (D)				ILLUS- TRATION (A) (B) FIG. ITEM NO. NO.	
P O	5340-057-2904	CLAMP, LOOP: CABLE MTG MS21333-71 (96906)		EA	3	*	*	*	*	48	28
P O	5305-269-3208	SCREW, CAP, HEXAGON: GUARD MTG MS90725-57 (96906)		EA	4	*	*	*	*	48	29
P O	5310-637-9541	WASHER, LOCK: GUARD MTG MS35338-46 (96906)		EA	4	*	*	*	*	48	30
X2 O		GUARD: TERMINAL 13217E1017 (97403)		EA	2					48	31
		GROUP 18 - WHEEL CHOCK AND MUD FLAPS									
X2 O		CHOCK, WHEEL ASSEMBLY 13217E0974 (97403)		EA	2					49	
X2 O		CHAIN, CHOCK 13217E0977 (97403)		EA	1					49	1
P O	5310-880-7744	NUT, PLAIN, HEXAGON: CHOCK MTG MS51967-5 (96906)		EA	4	*	*	*	*	49	2
P O	5310-081-4219	WASHER, FLAT MS27183-12 (96906)		EA	4	*	*	*	*	49	3
P O		BOLT, CARRIAGE 119394 (19207)		EA	4	*	*	*	*	49	4
X2 O		CHOCK, WHEEL 13217E0976 (97403)		EA	6					49	5
X2 O		CHOCK, WHEEL 13217E0975 (97403)		EA	1					49	6
P O	5310-761-6882	NUT, PLAIN: MUD FLAP MTG MS51967-2 (96906)		EA	8	*	*	*	*	49	7
P O	5310-582-5965	WASHER, LOCK: MUD FLAP MTG MS35338-44 (96906)		EA	8	*	*	*	*	49	8
P O	5305-068-0502	SCREW, CAP, HEXAGON HEAD: MUD FLAP MTG MS90725-6 (96906)		EA	8	*	*	*	*	49	9
X2 O		RETAINER: MUD FLAP 13217E1140 (97403)		EA	2					49	10
X2 O		FLAP, MUD 13217E1141 (97403)		EA	2					49	11
P O	5310-177-1309	NUT, PADLOCK FASTENER MS51988-1 (96906)		EA	1	*	*	*	*	49	12
P O	5305-984-6210	SCREW, PADLOCK FASTENER MS35206-263 (96906)		EA	1	*	*	*	*	49	13
P O	5315-187-9567	PIN, LADDER SECURING MS24665-500 (96906)		EA	1	*	*	*	*	49	14
X2 O		LADDER 13217E1012 (97403)		EA	1					49	15

(1) SMR CODE	(2) FEDERAL STOCK NUMBER	(3) DESCRIPTION REF NUMBER & MFR CODE GROUP 19 - VAN MOUNTING	(4) USABLE ON CODE	(5) UNIT OF MEAS IN UNIT	(6) 15-DAY ORGANIZATIONAL MAINTENANCE ALW				(7) ILLUS- TRATION (A) (B) FIG. ITEM NO. NO.		
					QTY INC IN	(A)	(B)	(C)	(D)	1-5	6-20
P O	5315-839-5821	PIN, COTTER: CHOCK MTG MS24665-351 (96906)		EA	2	*	*	*	*	50	1
P O	5310-809-4061	WASHER, FLAT: CHOCK MTG MS27183-15 (96906)		EA	2	*	*	*	*	50	2
P O		PIN, LOCK: CHOCK MTG MS35386-1 (96906)		EA	2	*	*	*	*	50	3
X2 O		PLATE, CHOCK 13217E0980 (97403)		EA	2					50	4
P O	5310-732-0560	NUT, PLAIN, HEXAGON: TANK BRACKET MTG MS51968-14 (96906)		EA	4	*	*	*	*	50	5
P O	5310-584-5272	WASHER, LOCK: BRACKET MTG MS35338-48 (96906)		EA	4	*	*	*	*	50	6
P O	5310-809-5997	WASHER, FLAT: BRACKET MTG MS27183-17 (96906)		EA	4	*	*	*	*	50	7
P O	5305-725-4183	SCREW, CAP, HEXAGON HEAD: FUEL TANK BRACKET MTG MS90726-113 (96906)		EA	4	*	*	*	*	50	8
P O	5305-761-4227	SCREW, CAP, HEXAGON HEAD: BRACKET TO BRACKET MS90726-111 (96906)		EA	6	*	*	*	*	50	9
P O	5310-809-5997	WASHER, FLAT: BRACKET TO BRACKET MS27183-17 (96906)		EA	6	*	*	*	*	50	10
X2 O		BRACKET, REAR: FUEL TANK 13217E1108 (97403)		EA	1					50	11
X2 O		BRACKET, FRONT: FUEL TANK 13217E1106 (97403)		EA	1					50	12
P O	5310-732-0560	NUT, PLAIN, HEXAGON: BRACKET MTG MS51968-14 (96906)		EA	8	*	*	*	*	50	13
P O	5310-584-5272	WASHER, LOCK: BRACKET MTG MS35338-48 (96906)		EA	8	*	*	*	*	50	14
P O	5305-226-7768	SCREW, CAP, HEXGAON HEAD: BRACKET MTG MS90726-115 (96906)		EA	8	*	*	*	*	50	15
X2 O		BRACKET, REAR, FUEL TANK 13217E1109 (97403)		EA	1					50	16
P O	5310-762-6239	NUT, PLAIN, HEXAGON: VAN MTG MS51968-29 (96906)		EA	2	*	*	*	*	50	17
P O	5310-926-5885	WASHER, LOCK: VAN MTG MS35340-53 (96906)		EA	2	*	*	*	*	50	18
P O	5310-809-8541	WASHER, FLAT: VAN MTG MS27183-27 (96906)		EA	2	*	*	*	*	50	19
P O	5305-939-7061	SCREW, CAP, HEXAGON HEAD: VAN MTG MS90726-238 (96906)		EA	2	*	*	*	*	50	20
X2 O		BRACKET, VAN MTG, LH 13217E1107 (97403)		EA	1					50	21
X2 O		BRACKET, VAN MTG, RH 13217E1026 (97403)		EA	1					50	21

(1) SMR CODE	(2) FEDERAL STOCK NUMBER	(3) DESCRIPTION REF NUMBER & MFR CODE	(4) USABLE ON CODE	(5) UNIT OF MEAS INC IN UNIT	(6) 15-DAY ORGANIZATIONAL MAINTENANCE ALW				(7) ILLUS- TRATION		
					(A)	(B)	(C)	(D)	(A) FIG. NO.	(B) ITEM NO.	
X2 O		SPACER, VAN MTG 13217E1115 (97403)		EA	2					50	22
P O	5315-262-8162	PIN, COTTER: TIEDOWN MS24665-567 (96906)		EA	4	*	*	*	*	50	23
P O	5310-896-0773	NUT, SLOTTED: TIEDOWN MTG MS35692-86 (96906)		EA	4	*	*	*	*	50	24
X2 O		TIEDOWN 13217E1116 (97403)		EA	4					50	25
P O	5310-732-0560	NUT, PLAIN, HEXAGON, BRACKET MTG MS51968-14 (96906)		EA	6	*	*	*	*	50	26
P O	5310-584-5272	WASHER, LOCK, BRACKET MTG MS35338-48 (96906)		EA	6	*	*	*	*	50	27
P O	5305-226-7768	SCREW, CAP, HEXAGON HEAD: BRACKET MTG MS90726-115 (96906)		EA	6	*	*	*	*	50	28
P O	5310-763-8921	NUT, PLAIN, HEXAGON, VAN MTG MS51967-23 (96906)		EA	4	*	*	*	*	50	29
P O	5310-584-7888	WASHER, LOCK: VAN MTG MS35338-51 (96906)		EA	4	*	*	*	*	50	30
P O	5310-809-8533	WASHER, FLAT, VAN MTG MS27183-23 (96906)		EA	4	*	*	*	*	50	31
P O	5305-939-9204	SCREW, CAP, HEXAGON HEAD: VAN MTG MS90725-187 (96906)		EA	4	*	*	*	*	50	32
X2 O		BRACKET, VAN MTG, LH 13217E1027 (97403)		EA	1					50	33
X2 O		BRACKET, VAN MTG, RH 13217E1036 (97403)		EA	1					50	33
P O	5310-732-0560	NUT, PLAIN, HEXAGON, TIRE CARRIER MTG MS51968-14 (96906)		EA	4	*	*	*	*	50	34
P O	5310-584-5272	WASHER, LOCK: CARRIER MTG MS35338-48 (96906)		EA	4	*	*	*	*	50	35
P O	5305-725-4183	SCREW, CAP, HEXGAON HEAD: CARRIER MTG MS90726-113 (96906)		EA	4	*	*	*	*	50	36
X2 O		CARRIER, TIRE 13217E1176 (97403)		EA	1					50	37
P O	5310-067-6356	NUT, LOCK, HEXAGON: BRACKET MTG MS51922-57 (96906)		EA	4	*	*	*	*	50	38
P O	5305-939-9204	SCREW, CAP, HEXAGON HEAD: BRACKET MTG MS90725-187 (96906)		EA	4	*	*	*	*	50	39
P O	5305-727-8811	SCREW, CAP, HEXAGON HEAD: VAN MTG MS90726-184 (96906)		EA	4	*	*	*	*	50	40
P O	5310-584-7888	WASHER, LOCK: VAN MTG MS35338-51 (96906)		EA	4	*	*	*	*	50	41
X2 O		ANGLE, VAN MTG 13217E1038 (97403)		EA	2					50	42
P O	5310-763-8921	NUT, PLAIN, HEXAGON, VAN MTG MS51967-23 (96906)		EA	4	*	*	*	*	50	43

(1) SMR CODE	(2) FEDERAL STOCK NUMBER	(3) DESCRIPTION REF NUMBER & MFR CODE	(4) USABLE ON CODE	(5) UNIT OF MEAS	(6) QTY INC IN UNIT	(6) 15-DAY ORGANIZATIONAL MAINTENANCE ALW				(7) ILLUS- TRATION	
						(A)	(B)	(C)	(D)	(A) FIG. NO.	(B) ITEM NO.
P O	5310-584-7888	WASHER, LOCK: VAN MTG MS35338-51 (96906)		EA	2	*	*	*	*	50	44
X2 O		BRACKET, REAR, LH 13217E1052 (97403)		EA	2					50	45
X2 O		BRACKET, REAR, RH 13217E1067 (97403)		EA	1					50	45
GROUP 20 - PTO LINKAGE											
P O	5315-842-3044	PIN, COTTER MS24665-283 (96906)	A	EA	1	*	*	*	*	51	1
X2 O		PIN, STRAIGHT, CLEVIS MS35810-34 (96906)	A	EA	1					51	2
X2 O		CLEVIS, ROD END MS35812-4 (96906)	A	EA	1					51	3
P O	5310-975-2075	NUT, PLAIN, HEXAGON, CLEVIS ROD MS35691-21 (96906)	A	EA	1	*	*	*	*	51	4
P O	5310-761-6882	NUT, PLAIN, HEXAGON: BRACKET MTG MS51967-2 (96906)	A	EA	2	*	*	*	*	51	5
P O	5310-582-5965	WASHER, LOCK: BRACKET MTG MS35338-44 (96906)	A	EA	2	*	*	*	*	51	6
P O	5305-068-0502	SCREW, CAP, HEXAGON HEAD: BRACKET MTG MS90725-6 (96906)	A	EA	2	*	*	*	*	51	7
P O	5310-761-6882	NUT, PLAIN, HEXAGON: BRACKET MTG MS51967-2 (96906)	A	EA	2	*	*	*	*	51	8
P O	5310-582-5965	WASHER, LOCK: BRACKET MTG MS35338-44 (96906)	A	EA	2	*	*	*	*	51	9
P O	5305-068-0502	SCREW, CAP, HEXAGON HEAD: BRACKET MTG MS90725-6 (96906)	A	EA	2	*	*	*	*	51	10
P O	5310-761-6882	NUT, PLAIN, HEXAGON: BRACKET MTG MS51967-2 (96906)	A	EA	2	*	*	*	*	51	11
P O	5310-582-5965	WASHER, LOCK: BRACKET MTG MS35338-44 (96906)	A	EA	2	*	*	*	*	51	12
P O	5305-225-8340	SCREW, CAP, HEXAGON HEAD: BRACKET MTG MS90725-7 (96906)	A	EA	2	*	*	*	*	51	13
P O	5315-842-3044	PIN, COTTER: PIN RETAINING MS24665-283 (96906)	A	EA	1	*	*	*	*	51	14
X2 O		PIN, STRAIGHT: CLEVIS MS35810-34 (96906)	A	EA	1					51	15
X2 O		CLEVIS, ROD END MS35812-4 (96906)	A	EA	1					51	16
P O	5310-975-2075	NUT, PLAIN, HEXAGON: CLEVIS ROD MS35691-21 (96906)	A	EA	1	*	*	*	*	51	17
X2 O		ROD, PTO 13217E1434-2 (97403)	A	EA	1					51	18
P O	5315-842-3044	PIN, COTTER: PIN RETAINING MS24665-283 (96906)	A	EA	1	*	*	*	*	51	19

(1) SMR CODE	(2) FEDERAL STOCK NUMBER	(3) DESCRIPTION REF NUMBER & MFR CODE	(4) USABLE OF ON CODE	(5) UNIT OF MEAS	(6) QTY INC IN UNIT	(6) 15-DAY ORGANIZATIONAL MAINTENANCE ALW				(7) ILLUS- TRATION (A) (B) FIG. ITEM NO. NO.	
						(A)	(B)	(C)	(D)	1-5	6-20
P O	5315-081-7030	PIN, STRAIGHT: BRACKET MS20392-5C21 (96906)	A	EA	1	*	*	*	*	51	20
X2 O		BRACKET, PTO 13217E1437 (97403)	A	EA	1					51	21
P O	5315-842-3044	PIN, COTTER: PIN RETAINING MS24665-283 (96906)	A	EA	1	*	*	*	*	51	22
X2 O		PIN, STRAIGHT: CLEVIS MS35812-4 (96906)	A	EA	1					51	23
X2 O		LEVER 13217E1435 (97403)	A	EA	1					51	24
X2 O		CLEVIS, ROD, END MS35812-4 (96906)	A	EA	1					51	25
P O	5310-975-2075	NUT, PLAIN: HEXAGON: CLEVIS ROD MS35691-21 (96906)	A	EA	1	*	*	*	*	51	26
P O	5315-842-3044	PIN, COTTER: PIN RETAINING MS24665-283 (96906)	A	EA	1	*	*	*	*	51	27
X2 O		PIN, STRAIGHT: CLEVIS MS35810-34 (96906)	A	EA	1					51	28
X2 O		CLEVIS, ROD END MS35812-4 (96906)	A	EA	1					51	29
P O	5310-975-2075	NUT, PLAIN, HEXAGON: ROD END MS35691-21 (96906)	A	EA	1	*	*	*	*	51	30
X2 O		ROD, PTO: 7.5 INCH LONG 13217E1434-2 (97403)	A	EA	1					51	31
P O	5315-839-5821	PIN, COTTER: PIN RETAINING MS24665-351 (96906)	A	EA	1	*	*	*	*	51	32
X2 O		PIN, CLEVIS: HEADLESS 13217E1436 (97403)	A	EA	1					51	33
X2 O		LEVER, PTO 13217E1440 (97403)	A	EA	1					51	34
X2 O		BRACKET, LEVER 13217E1439 (97403)	A	EA	1					51	35
P O	5315-842-3044	PIN, COTTER, PIN RETAINING MS24665-283 (96906)	A	EA	1	*	*	*	*	51	36
X2 O		PIN, STRAIGHT: CLEVIS MS35810-34 (96906)	A	EA	1					51	37
X2 O		CLEVIS, ROD END MS35812-4 (96906)	A	EA	1					51	38
P O	5310-975-2075	NUT, PLAIN, HEXAGON: CLEVIS ROD MS3569-1-21 (96906)	A	EA	1	*	*	*	*	51	39
X2 O		STOP 13217E1438 (97403)	A	EA	1					51	40
P O	5310-975-2075	NUT, PLAIN, HEXAGON: BARREL STOP MS35691-21 (96906)	A	EA	1	*	*	*	*	51	41

(1)	(2)	(3)	(4)	(5)	(6)				(7)		
SMR CODE	FEDERAL STOCK NUMBER	DESCRIPTION REF NUMBER & MFR CODE	USABLE ON CODE	UNIT OF MEAS	QTY INC IN UNIT	15-DAY ORGANIZATIONAL MAINTENANCE ALW (A) (B) (C) (D)				ILLUS- TRATION (A) (B) FIG. ITEM NO. NO.	
X2 O		BARREL, ADJUSTING 13217E1430 (97403)	A	EA	1					51	42
P O	5310-975-2075	NUT, PLAIN, HEXAGON: BARREL STOP MS35691-21 (96906)	A	EA	1	*	*	*	*	51	43
X2 O		ANGLE, GUIDE 13217E1431 (97403)	A	EA	1					51	44
X2 O		ROD, PTO: 4.75 INCH LONG 13217E1434-3 (97403)	A	EA	1					51	45

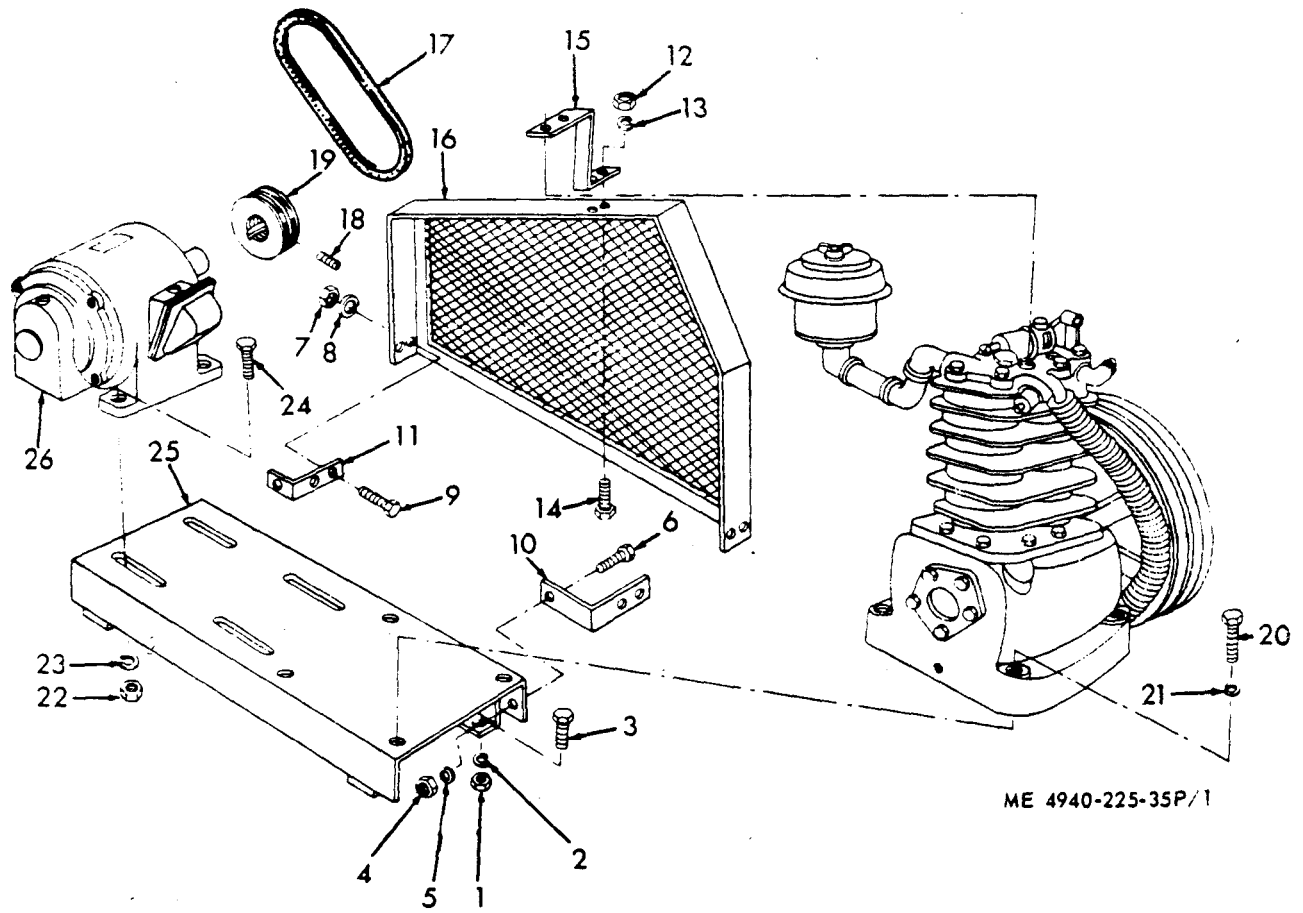
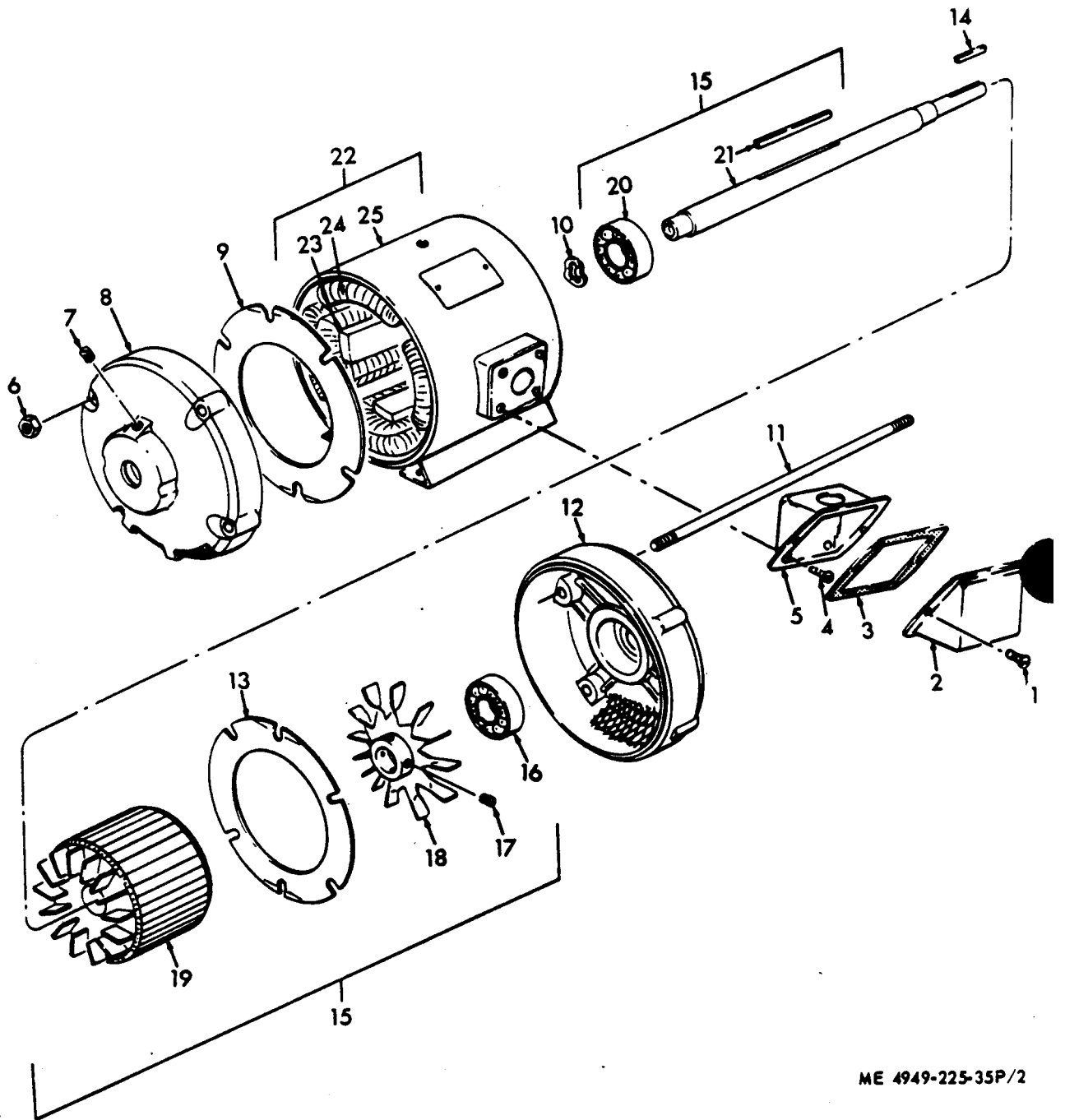


Figure 1. Air Compressor, Motor and Base



ME 4949-225-35P/2

Figure 2. Compressor Motor

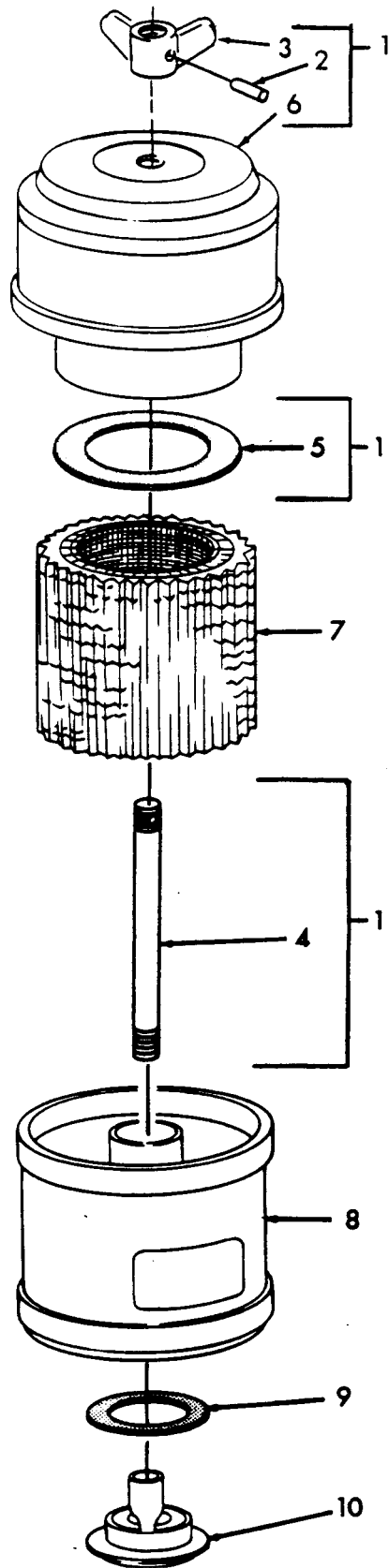
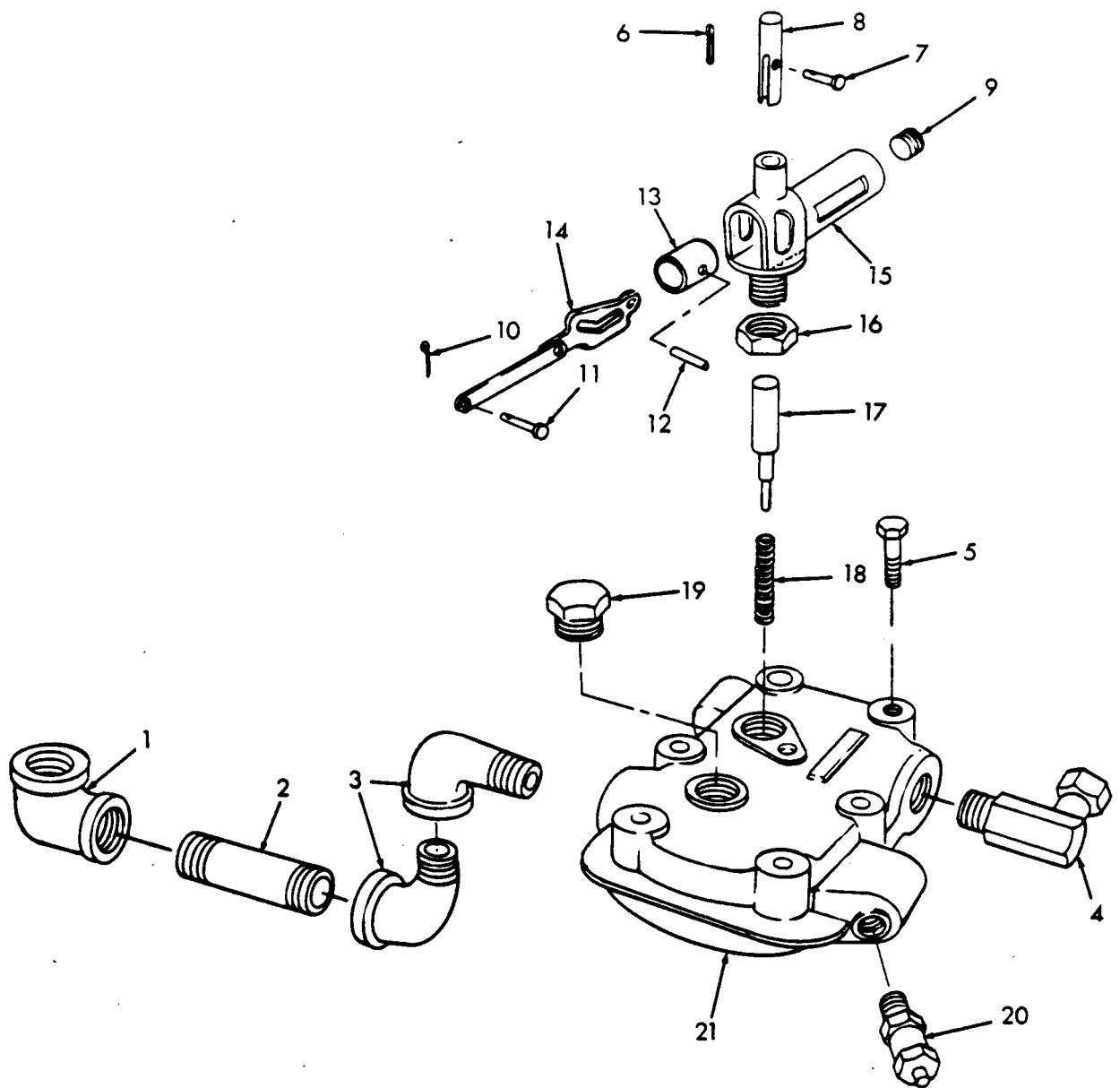


Figure 3. Air Cleaner

ME 4940-225-35P/3



ME 4940-225-35P/4

Figure 4. Unloader Valve

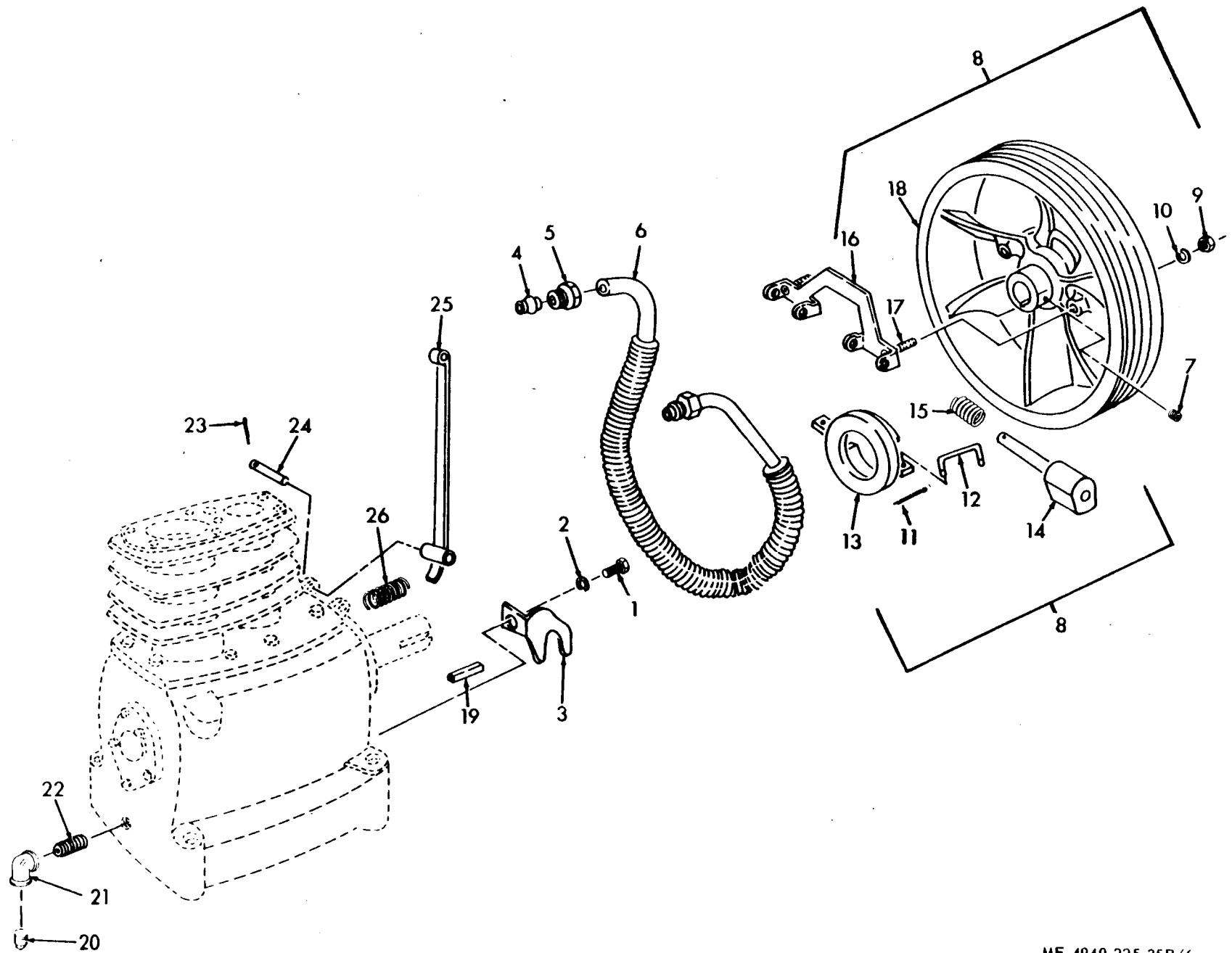


Figure 6. Flywheel

ME 4940-225-35P/6

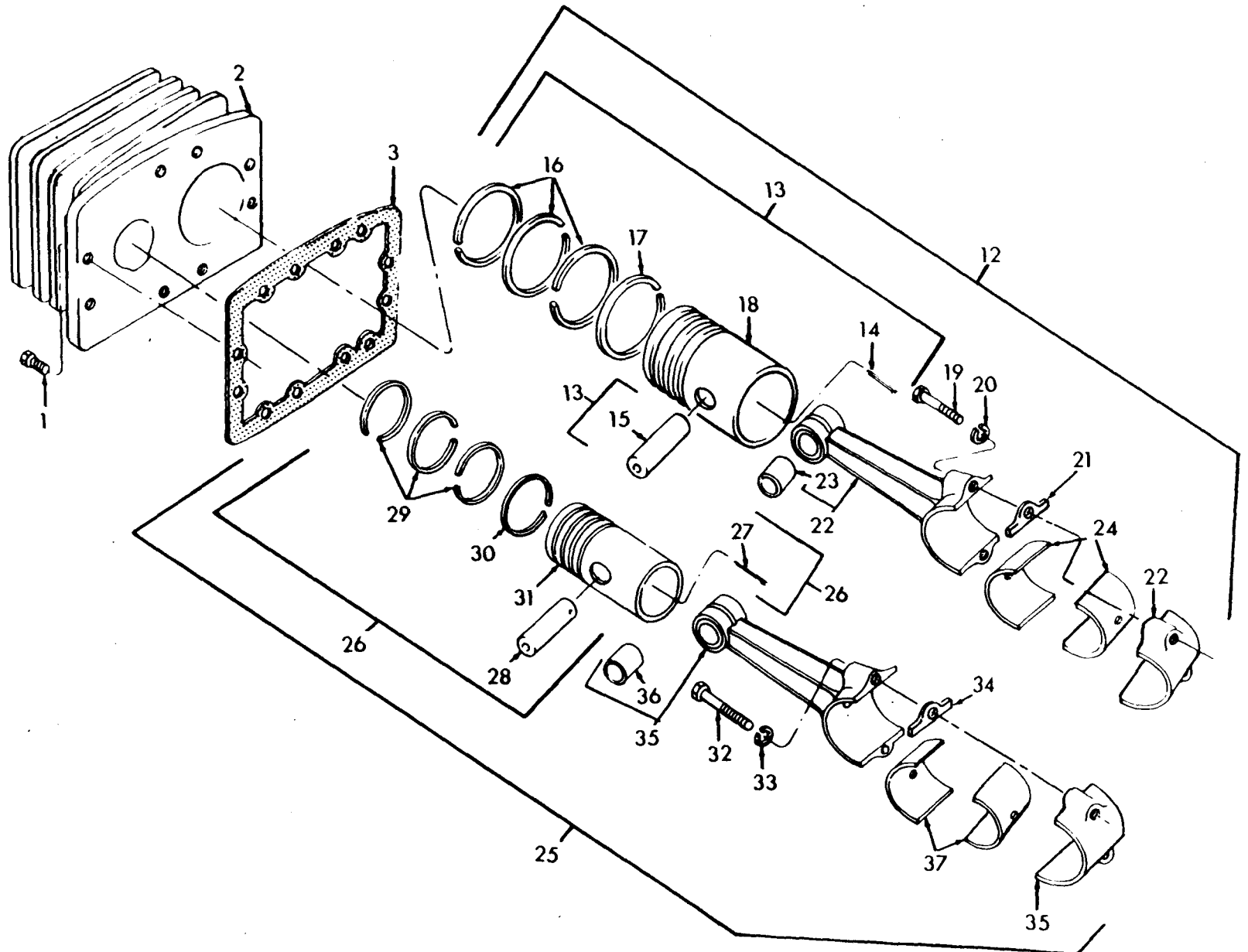
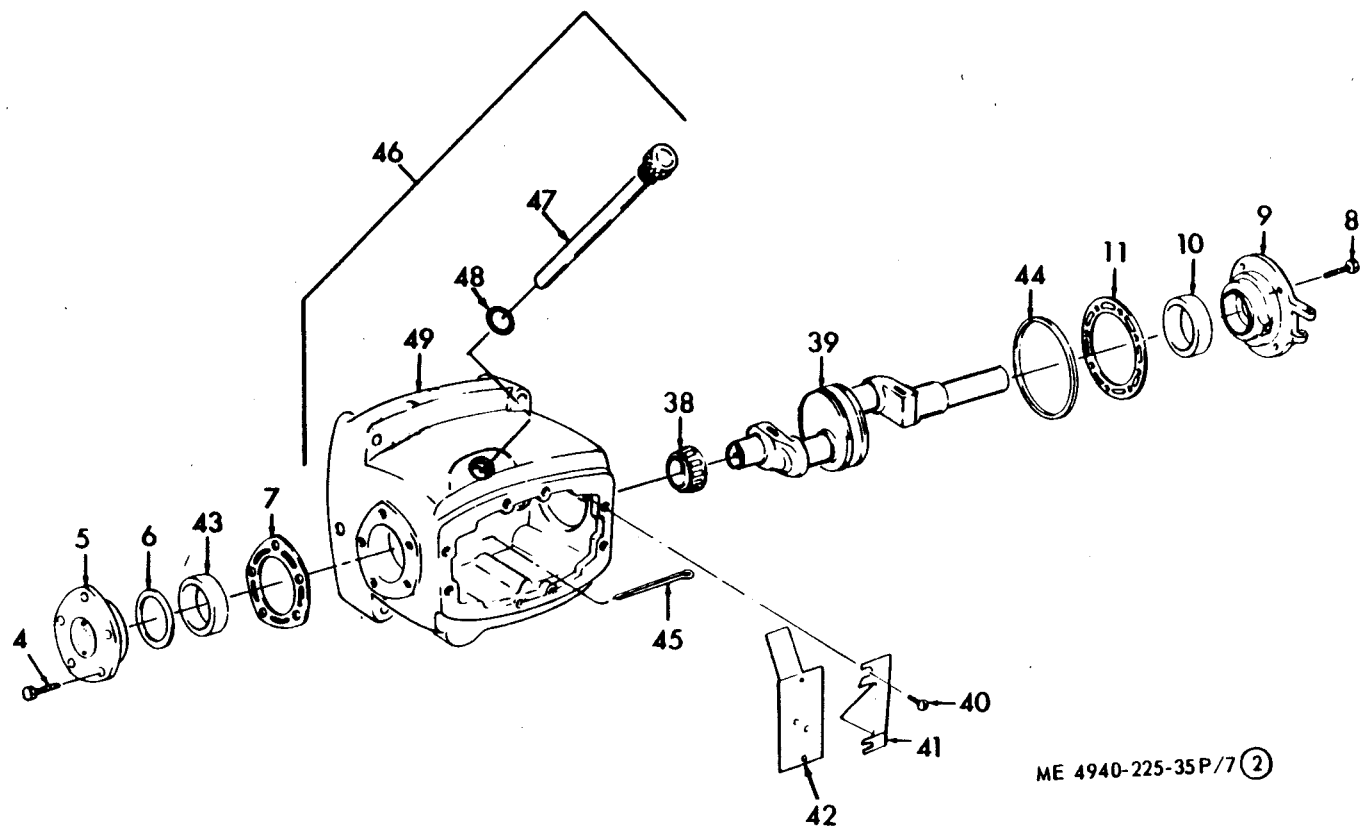


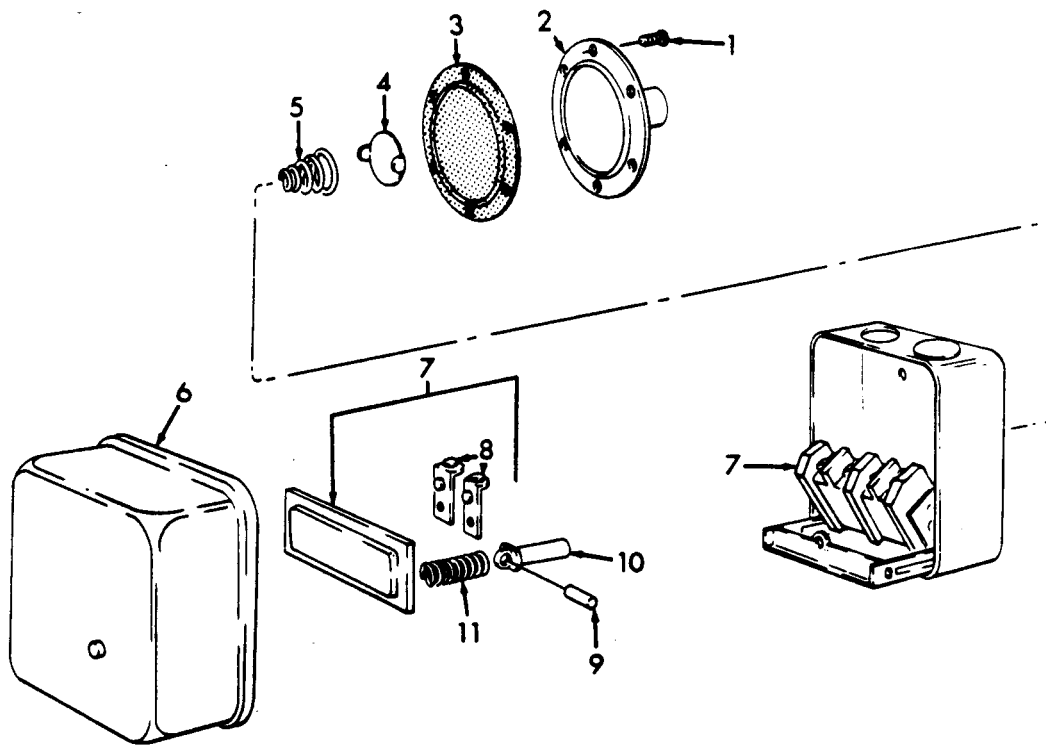
Figure 7. (1) Cylinder, Crankshaft and Crankcase

ME 4940-225-35P/7 (1)



ME 4940-225-35P/7 (2)

Figure 7. (2) Cylinder, Crankshaft and Crankcase



ME 4940-225-35P/8

Figure 8. Pressure Switch

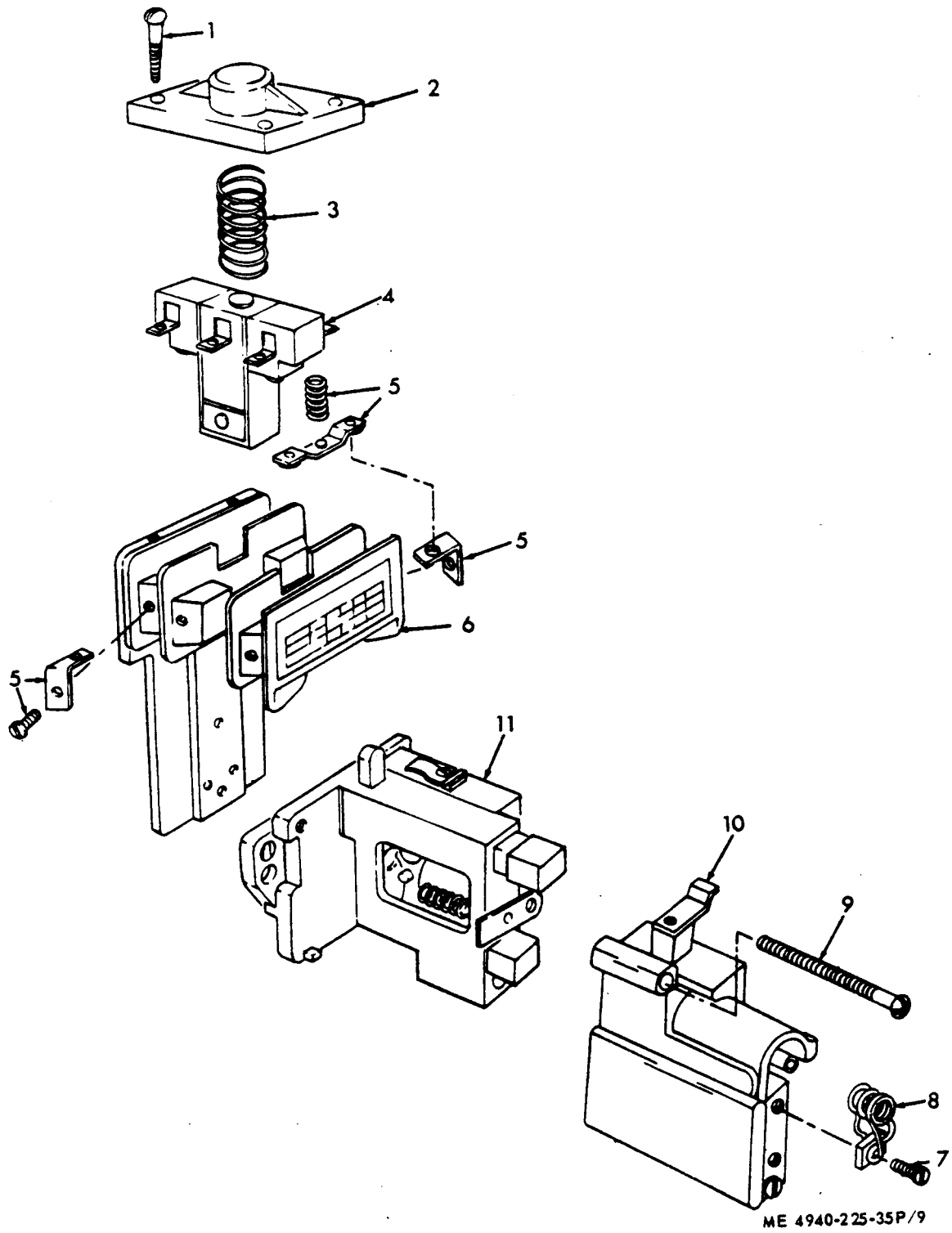
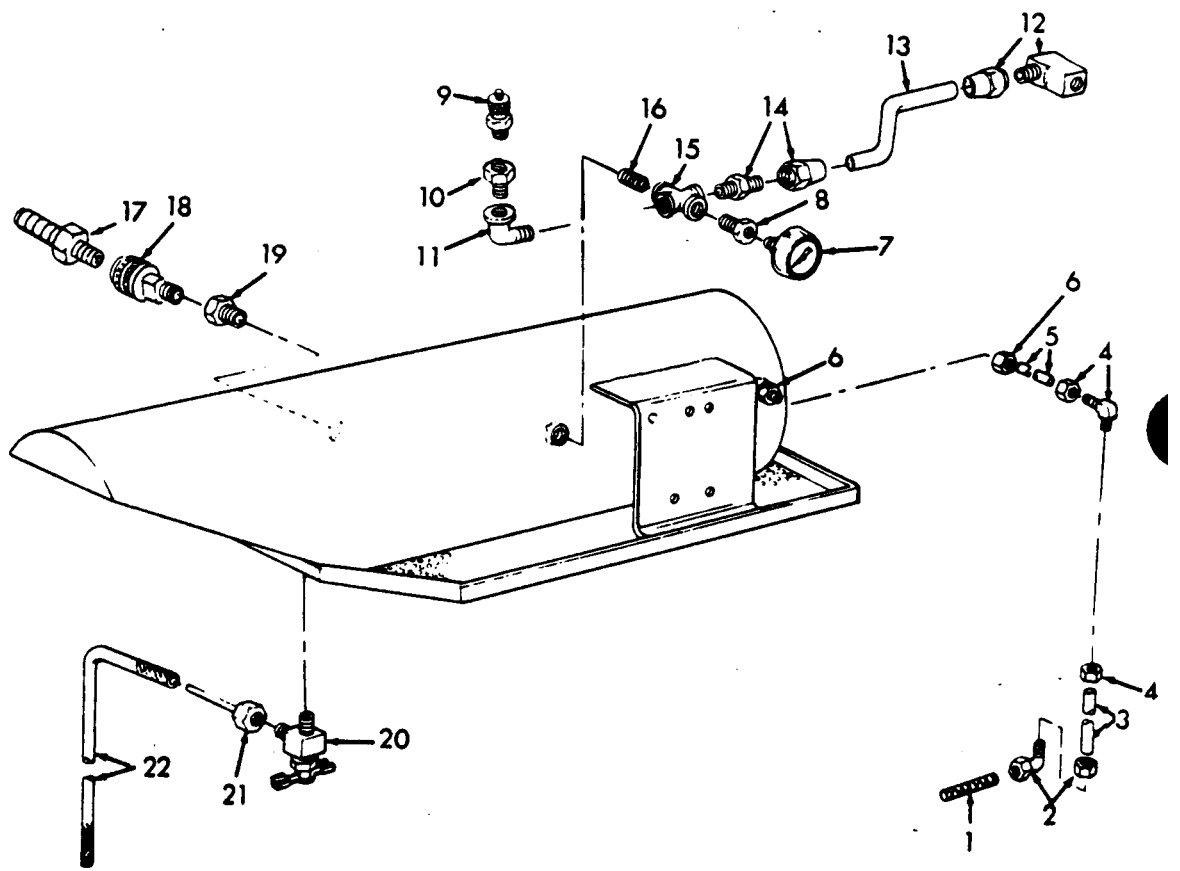


Figure 9. Compressor Start Switch



ME 4940-225-35P/10

Figure 10. Compressor Gauge and Lines

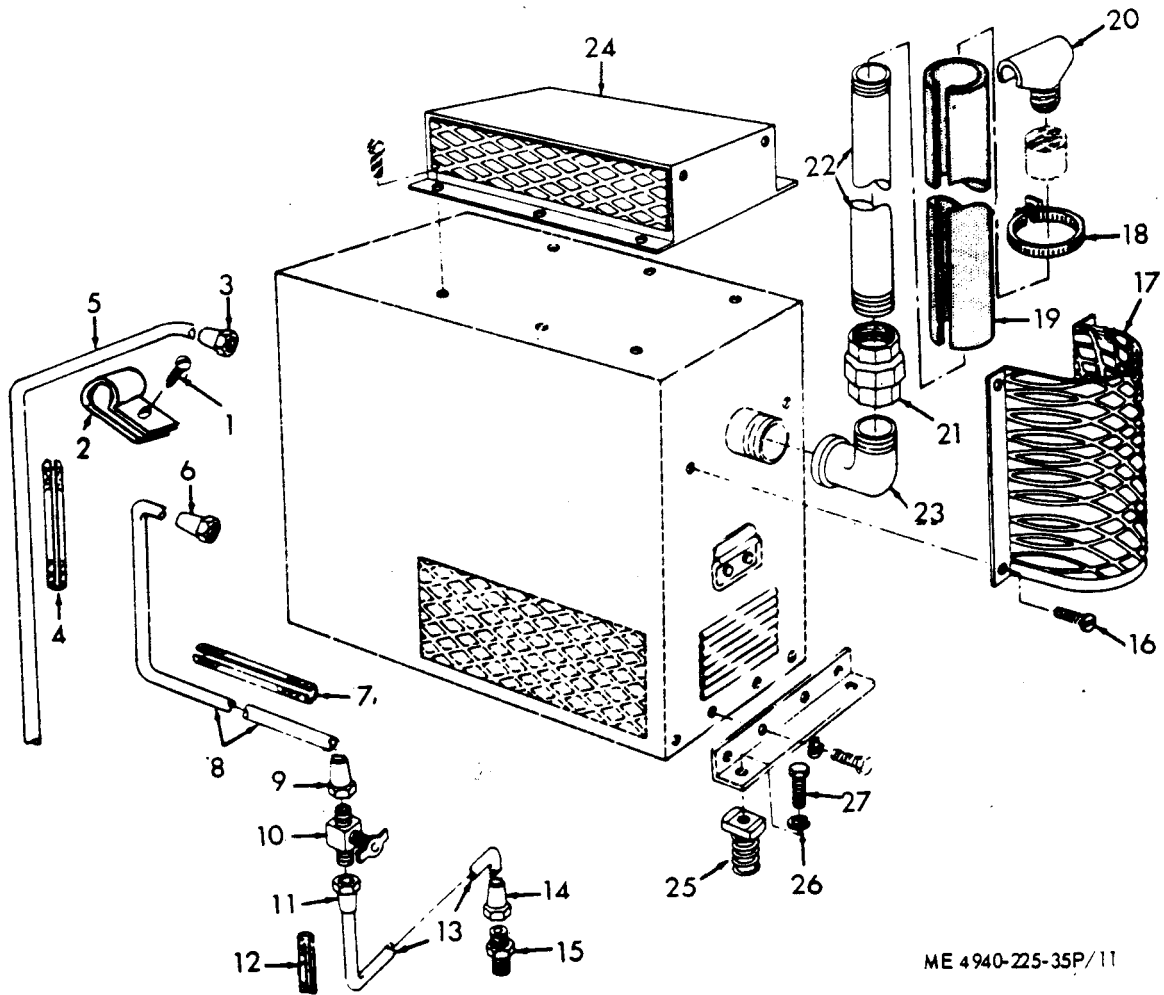
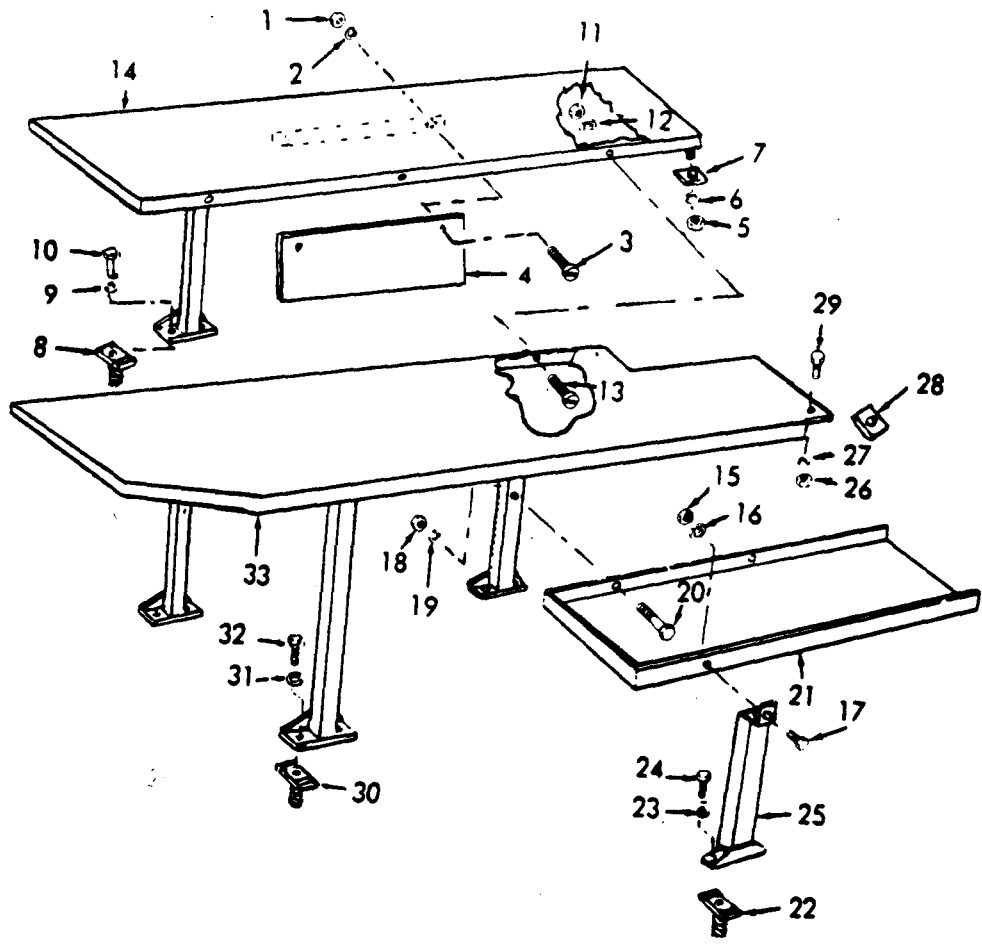


Figure 11. Heater and Exhaust



ME 4940-225-35P/12

Figure 12. Welder and Lathe Table

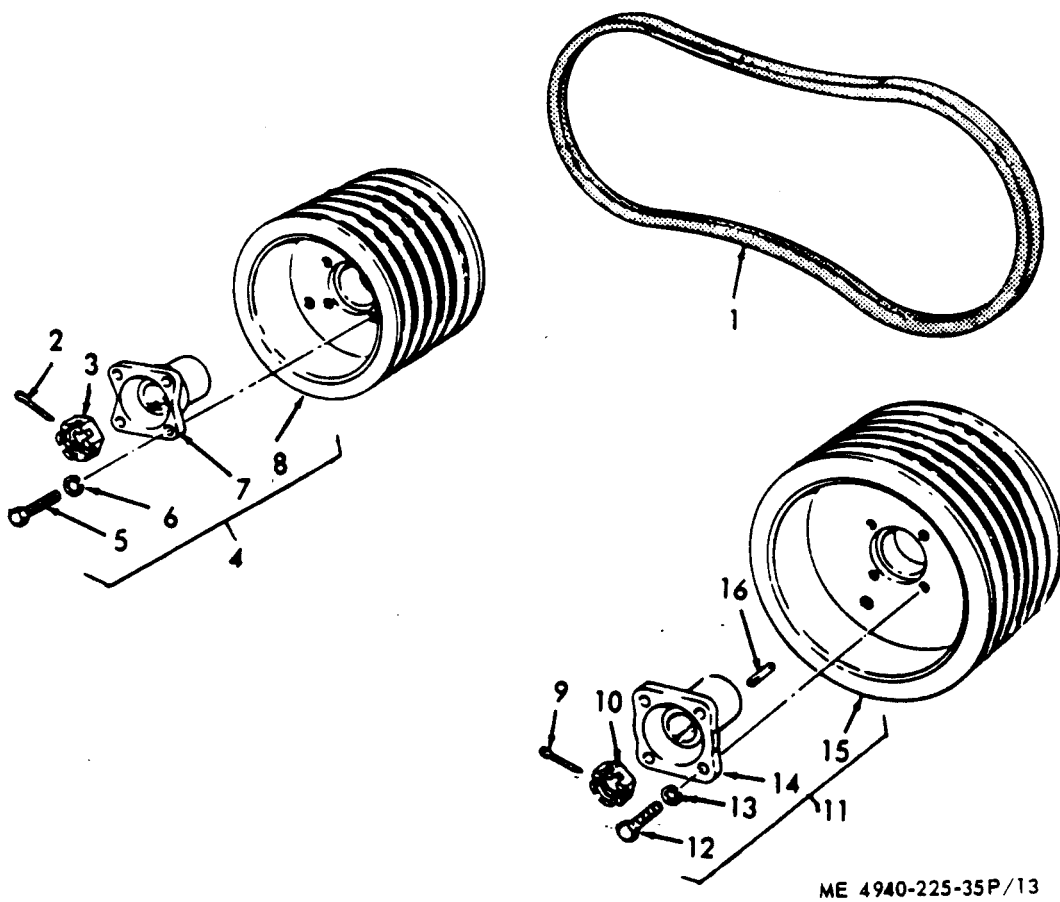
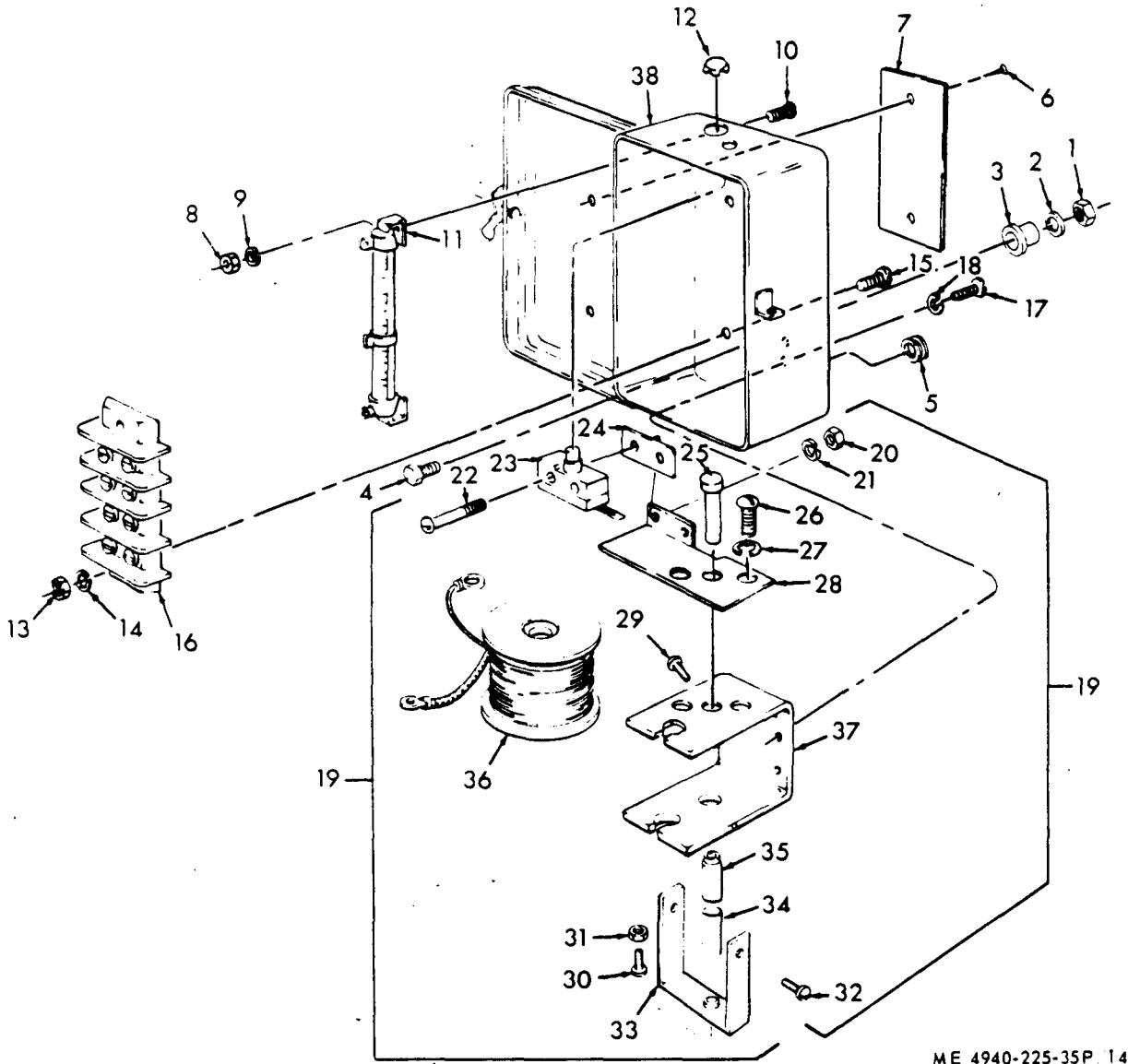
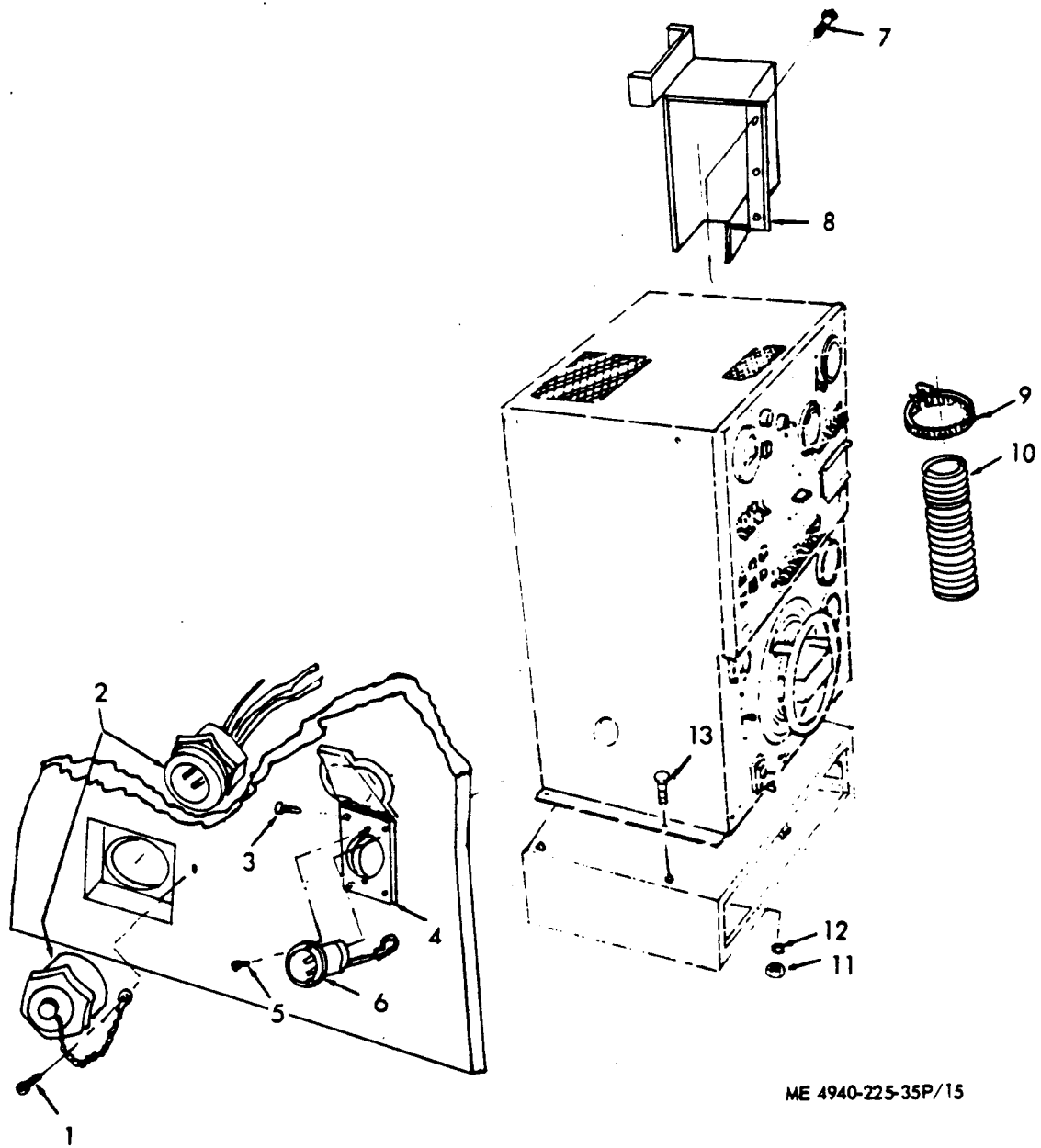


Figure 13. Drive Sheaves



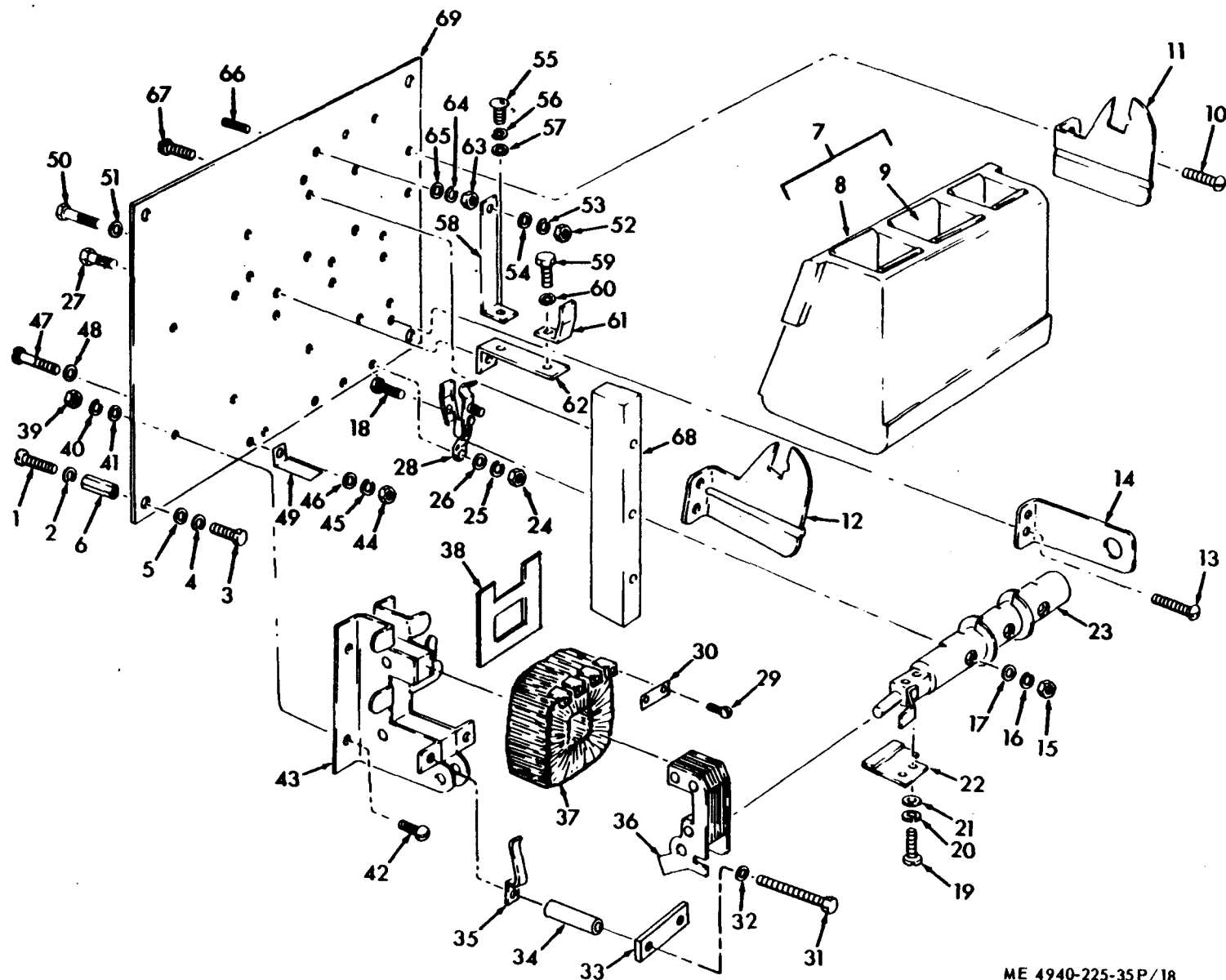
ME 4940-225-35P. 14

Figure 14. Overspeed Governor



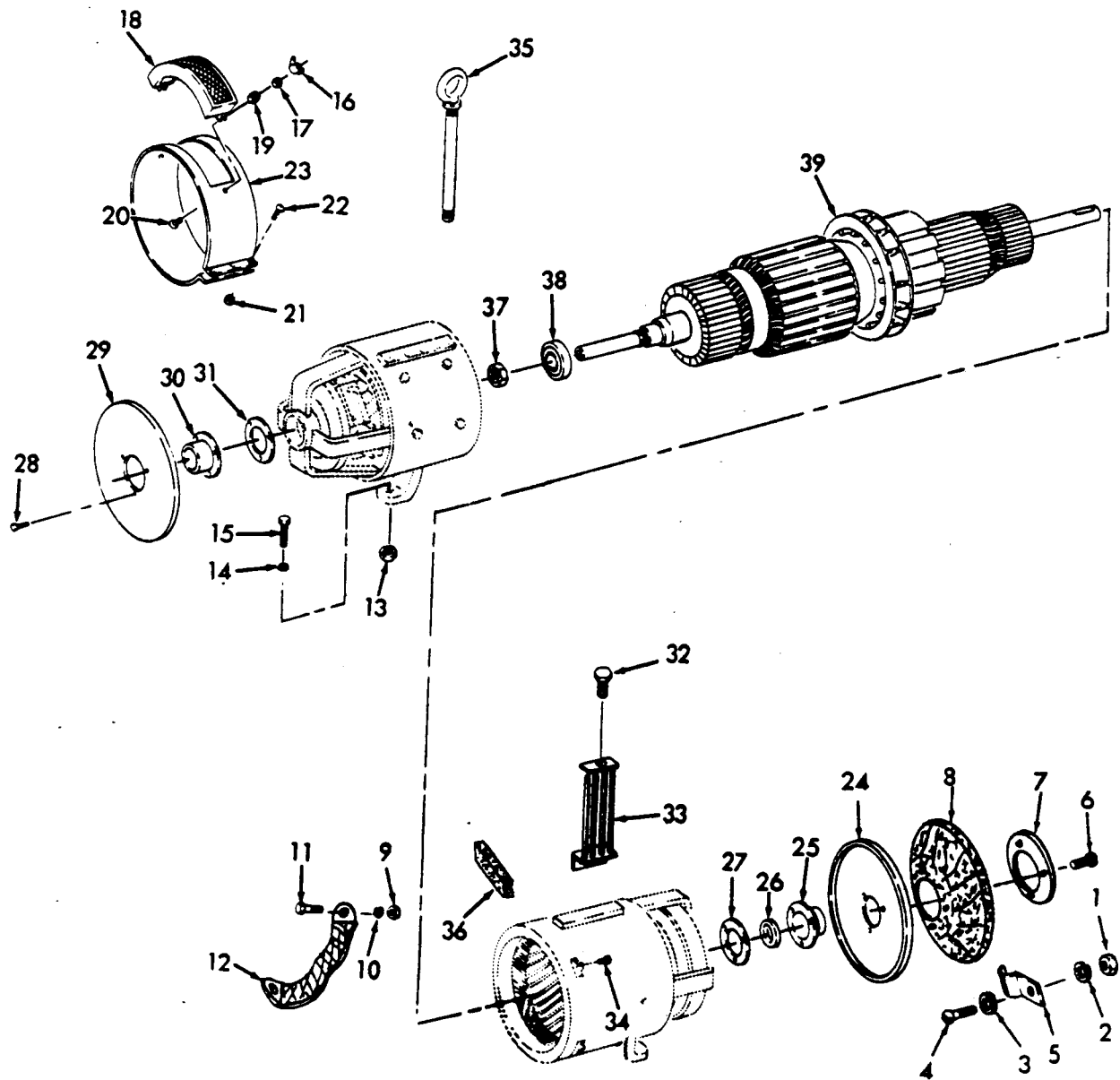
ME 4940-225-35P/15

Figure 15. Control Cubicle



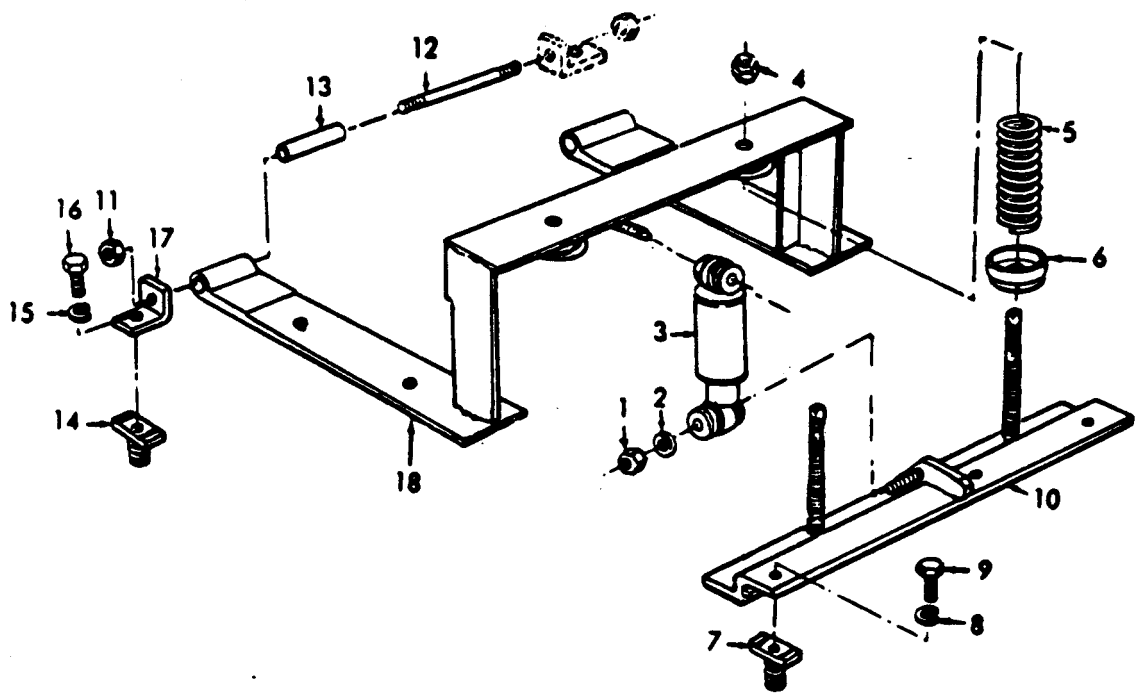
ME 4940-225-35P/18

Figure 18. Contactor



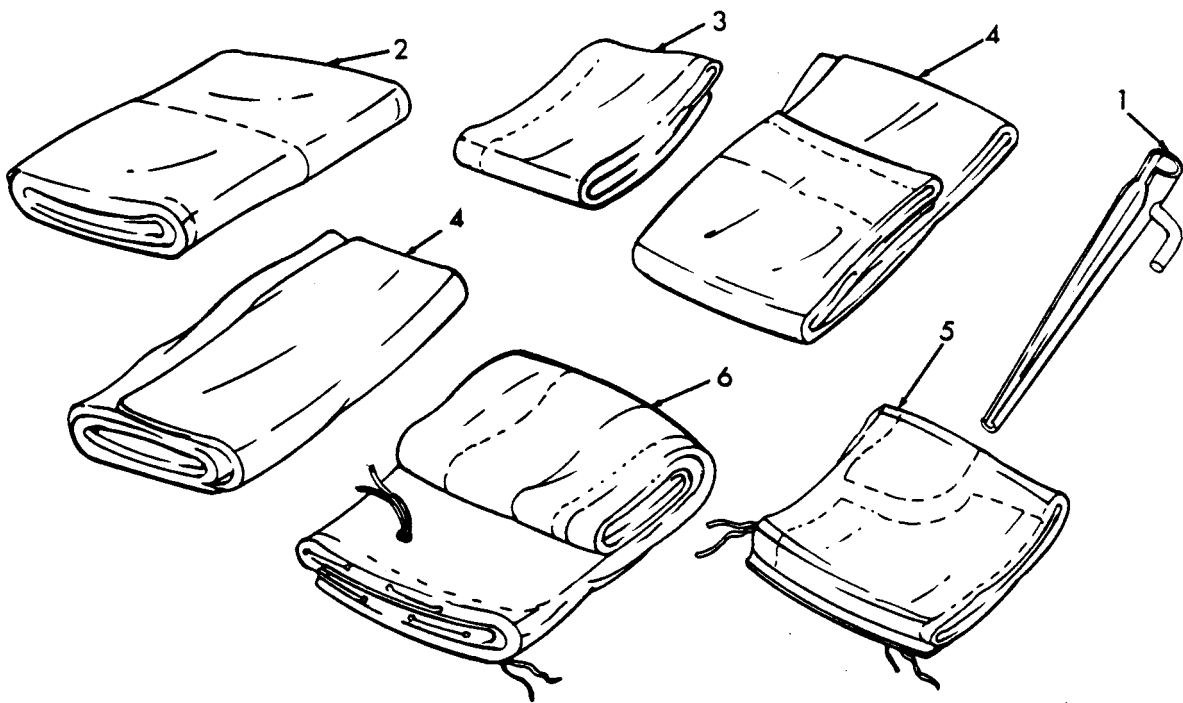
ME 4940-225-35P/23

Figure 23. Generator Welder



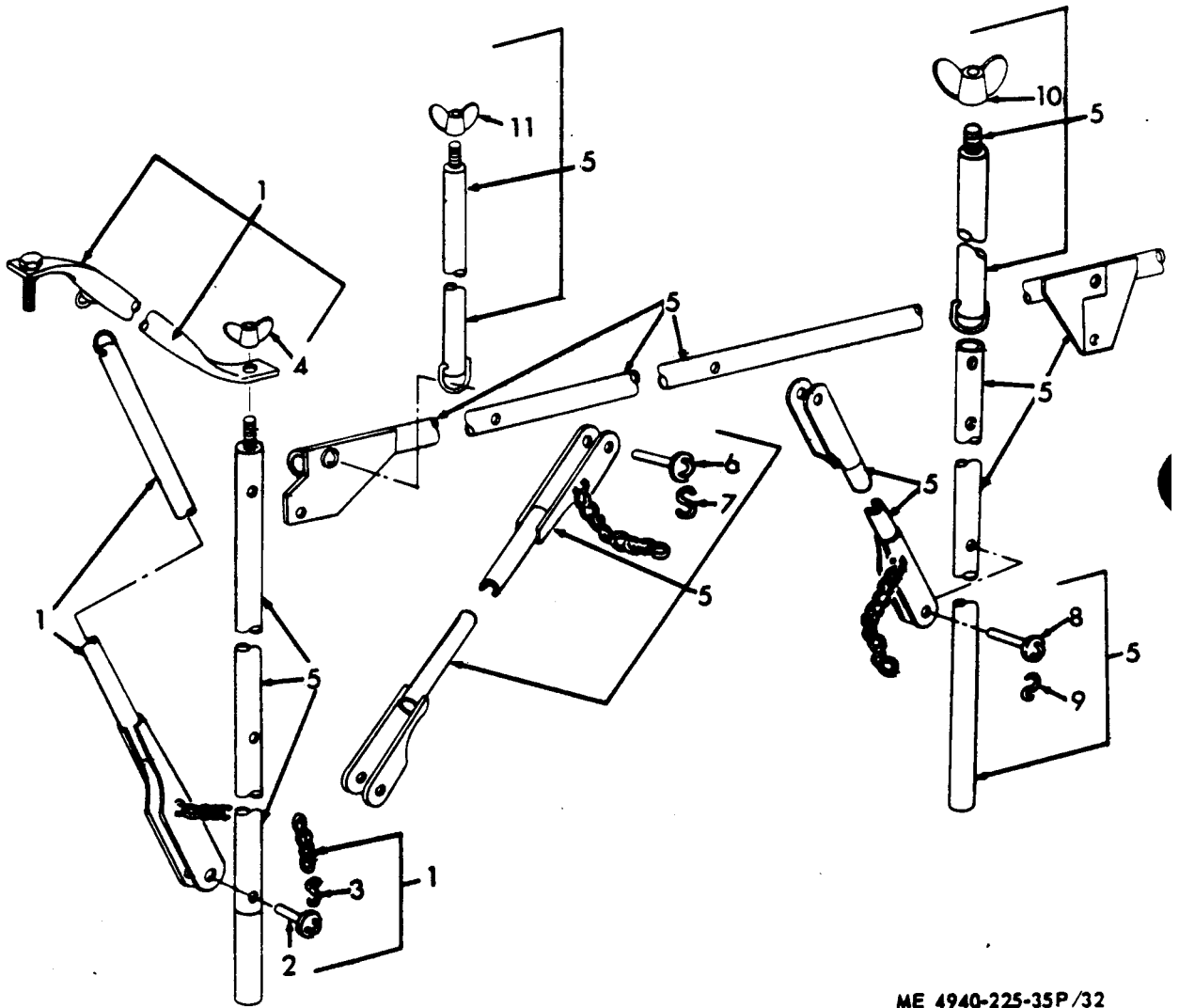
ME 4940-225-35P/30

Figure 30. Welder Mount



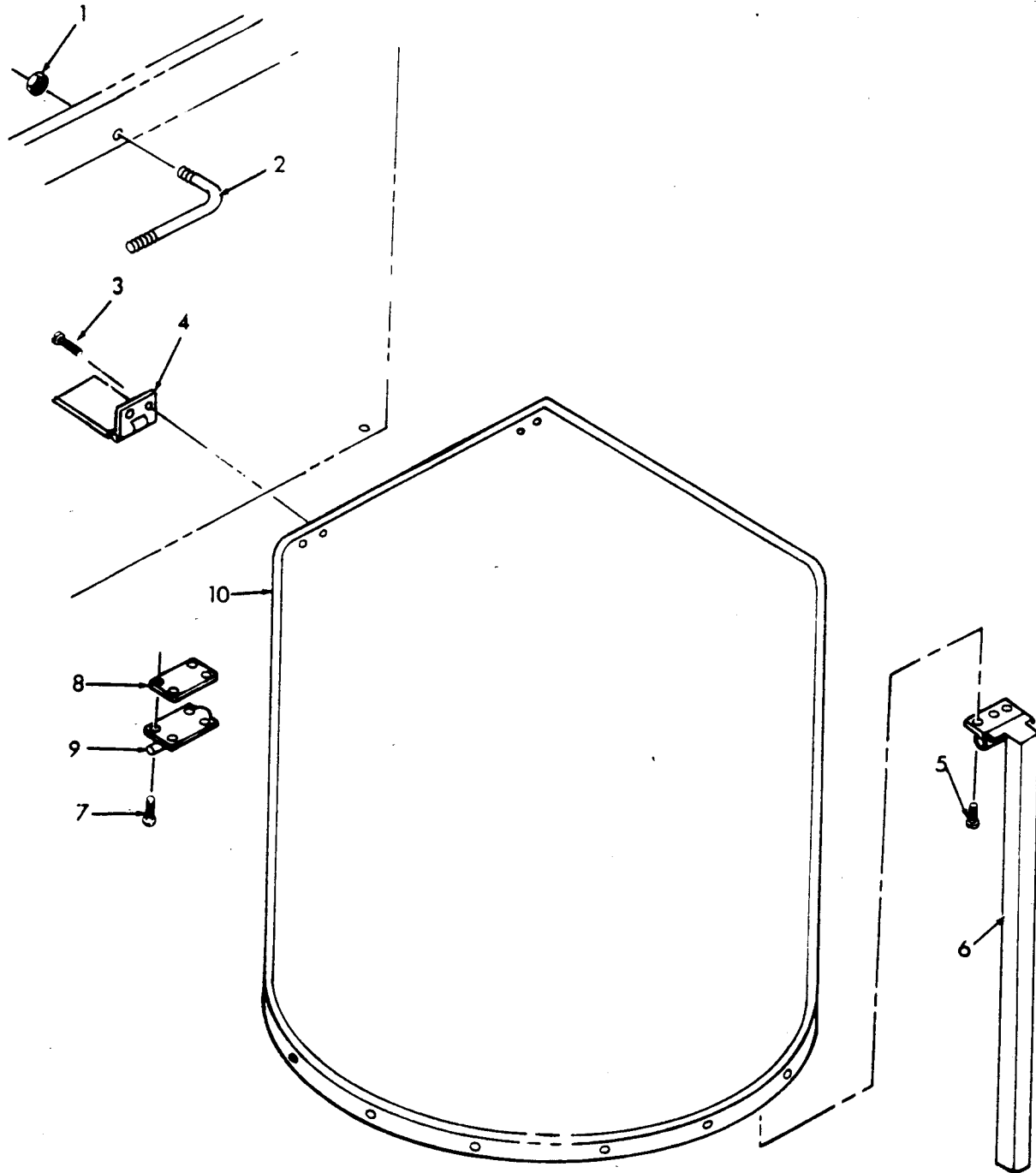
ME 4940-225-35P/31

Figure 31. Tent Curtains



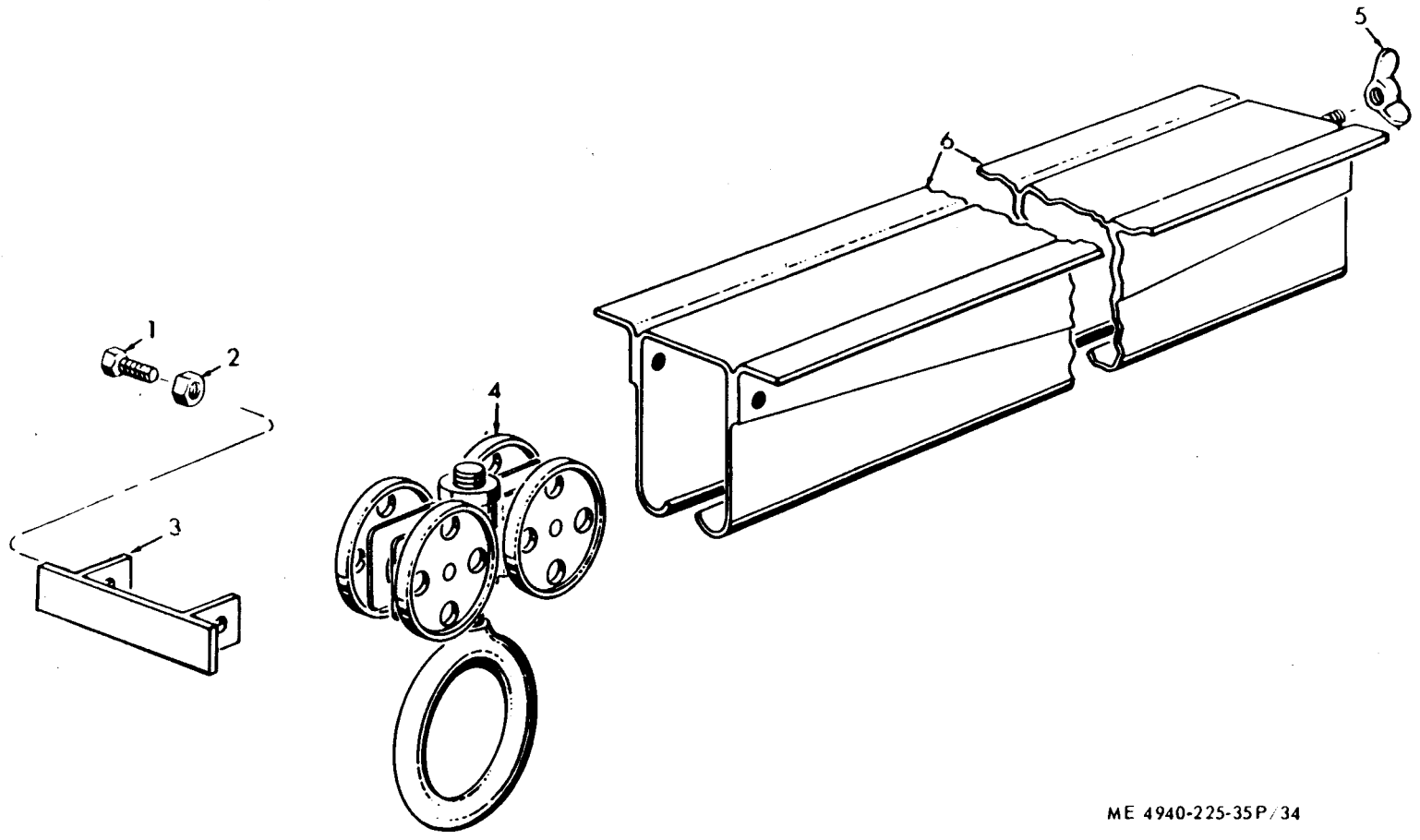
ME 4940-225-35P/32

Figure 32. Tent Frame



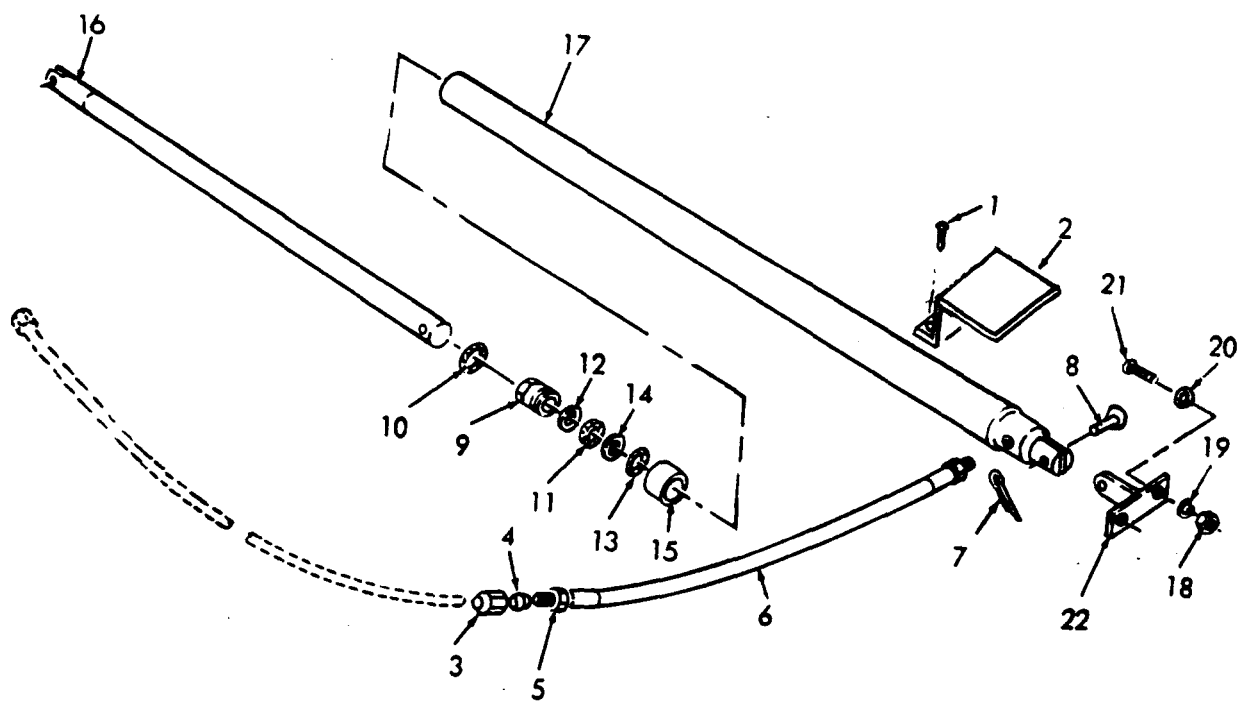
ME 4940-225-35P/33

Figure 33. Table



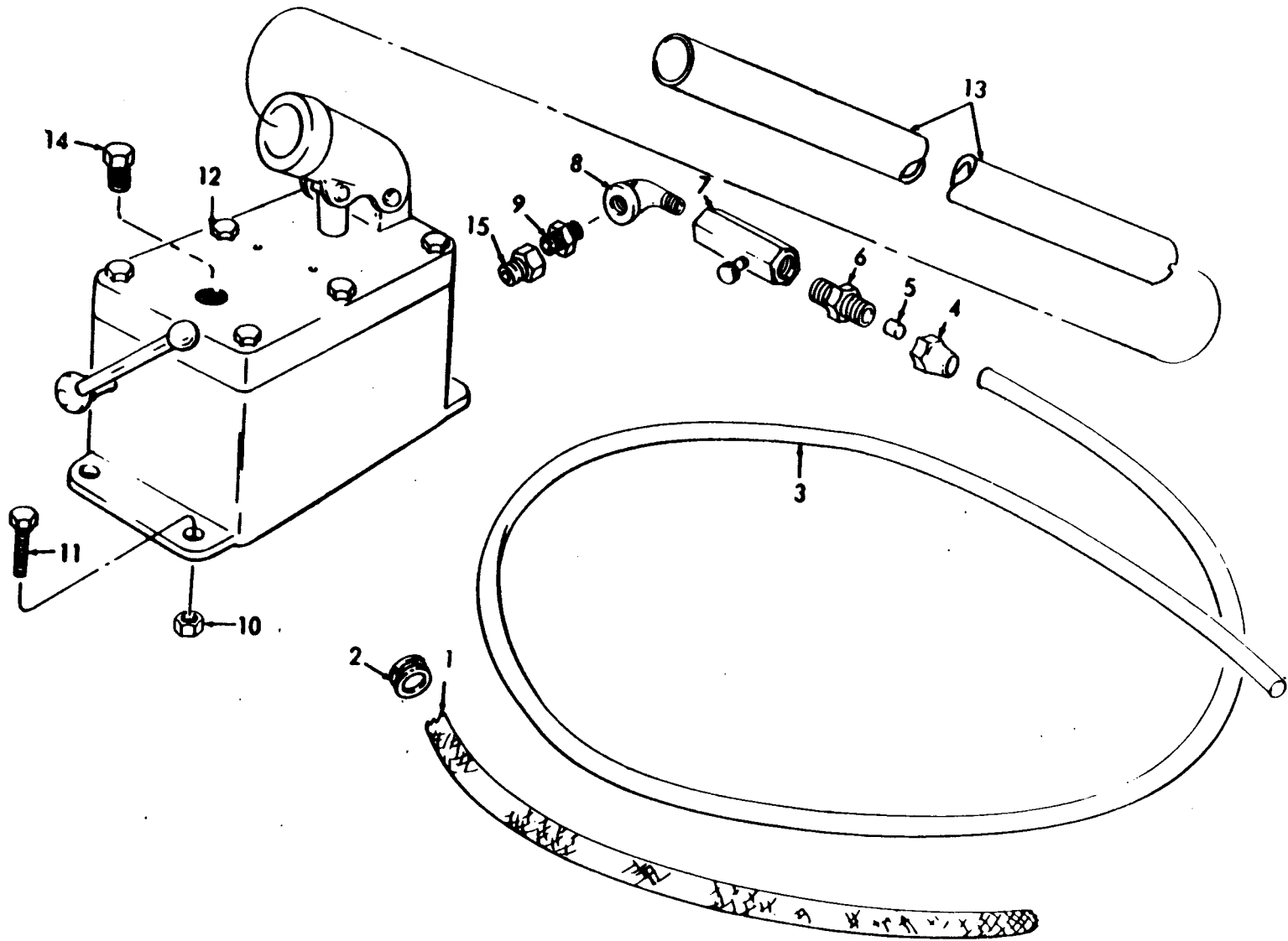
ME 4940-225-35P/34

Figure 24. Rear Trolley and Track



ME 4940-225-35P/35

Figure 35. Side Door Hydraulic Cylinder



ME 4940-225-35P/36

Figure 26 Pump, Valve and Lines

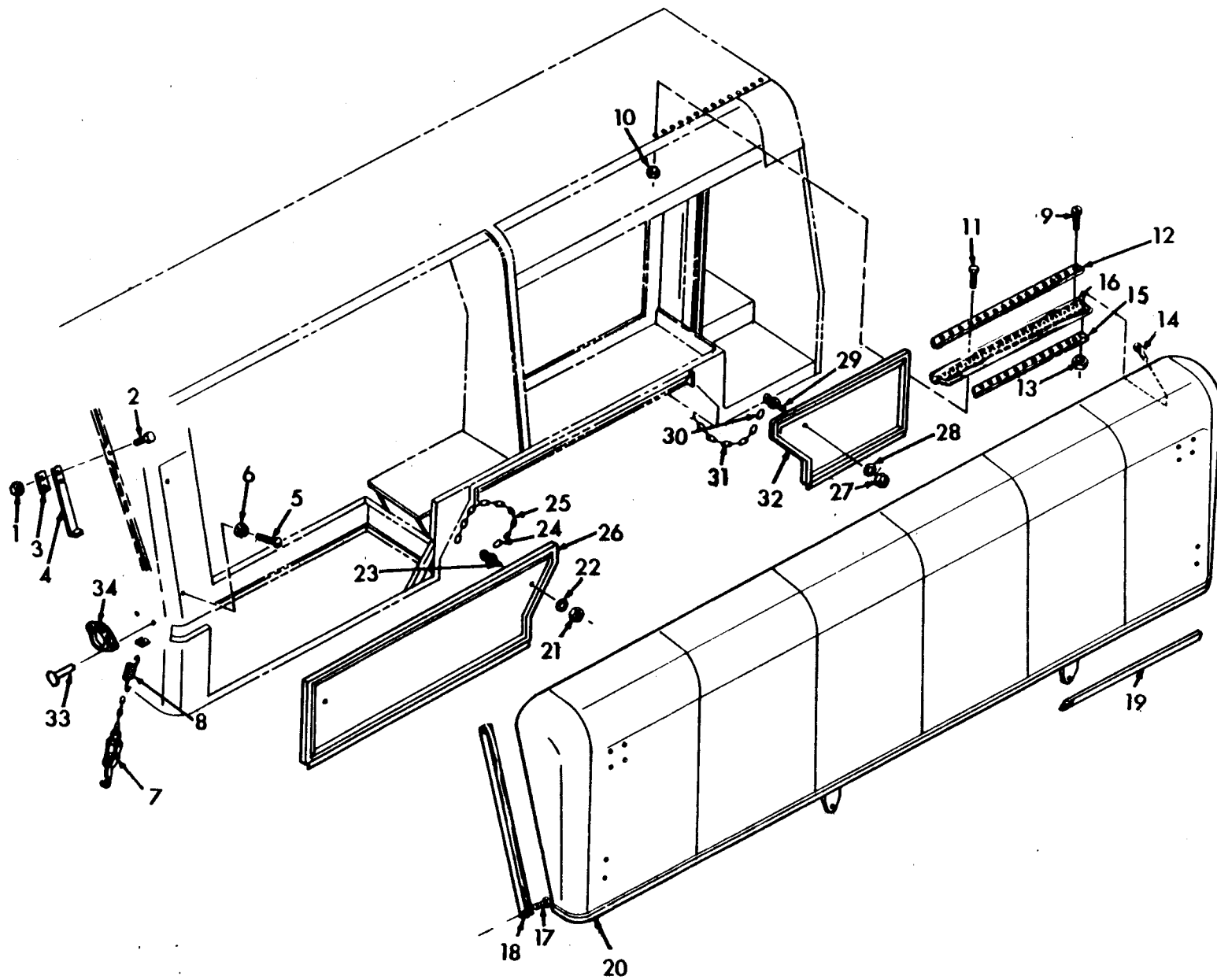
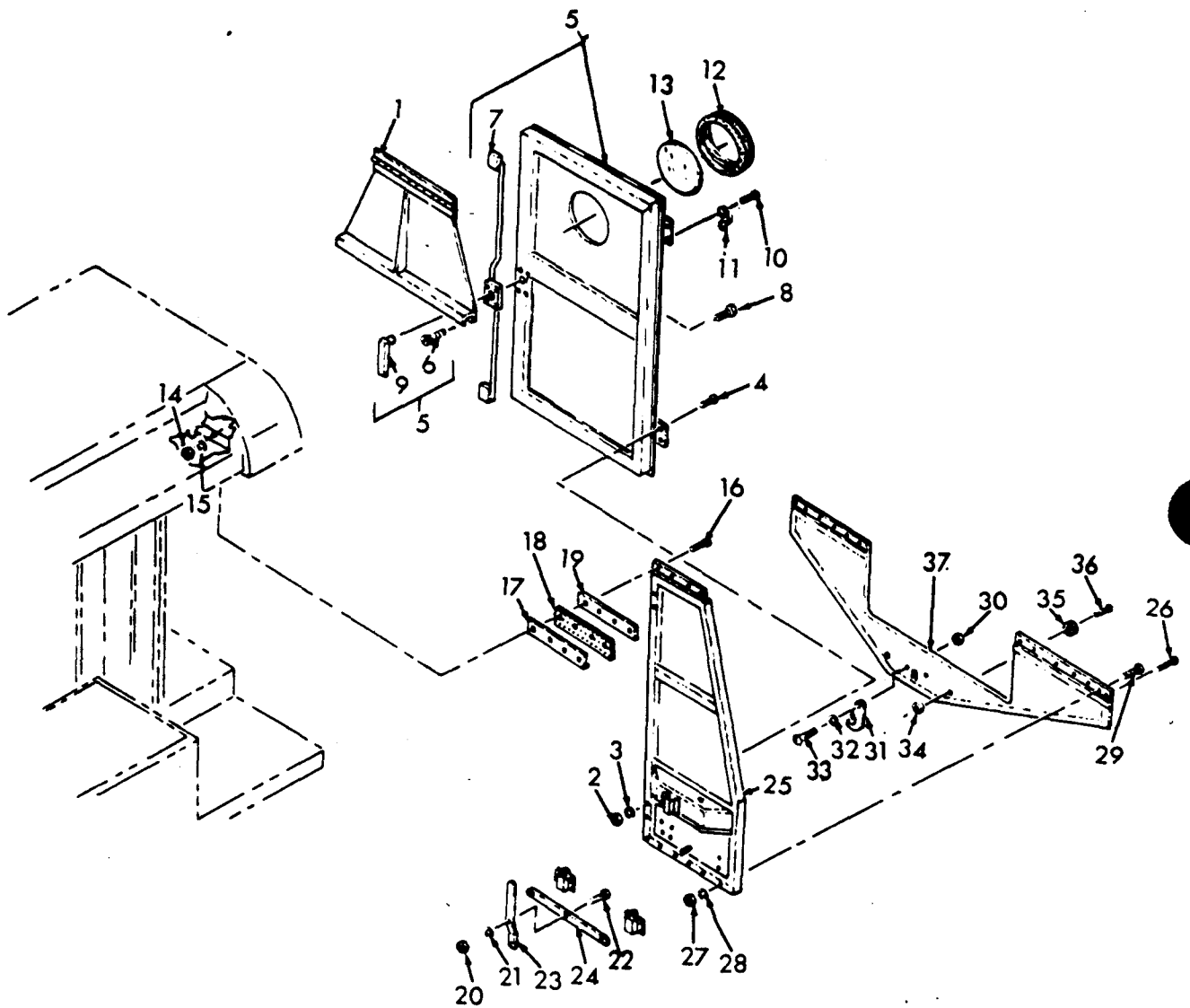


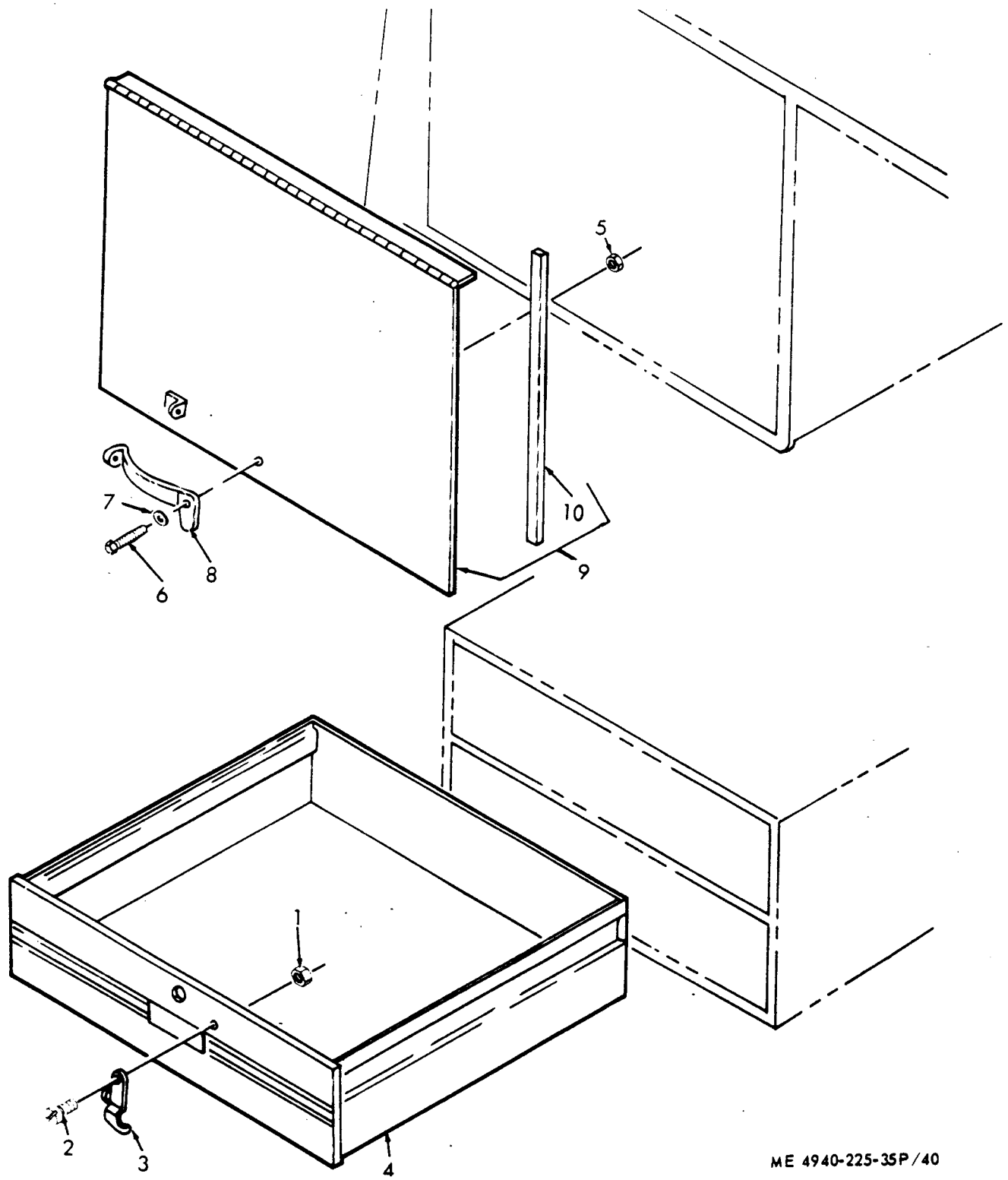
Figure 38. Side Door

ME 4940-225-35P/38



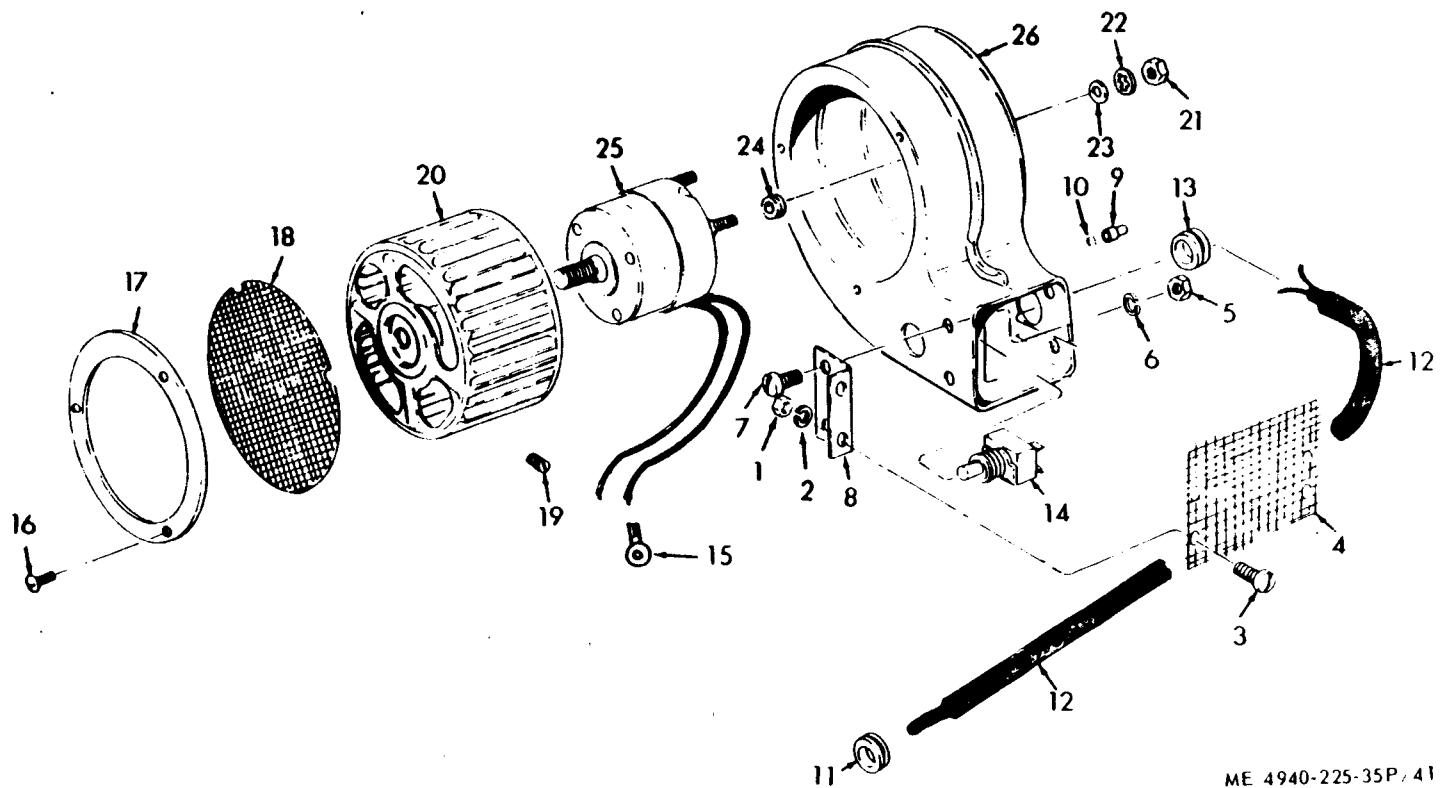
ME 4940-225-35P/39

Figure 39. Rear Door and Flaps



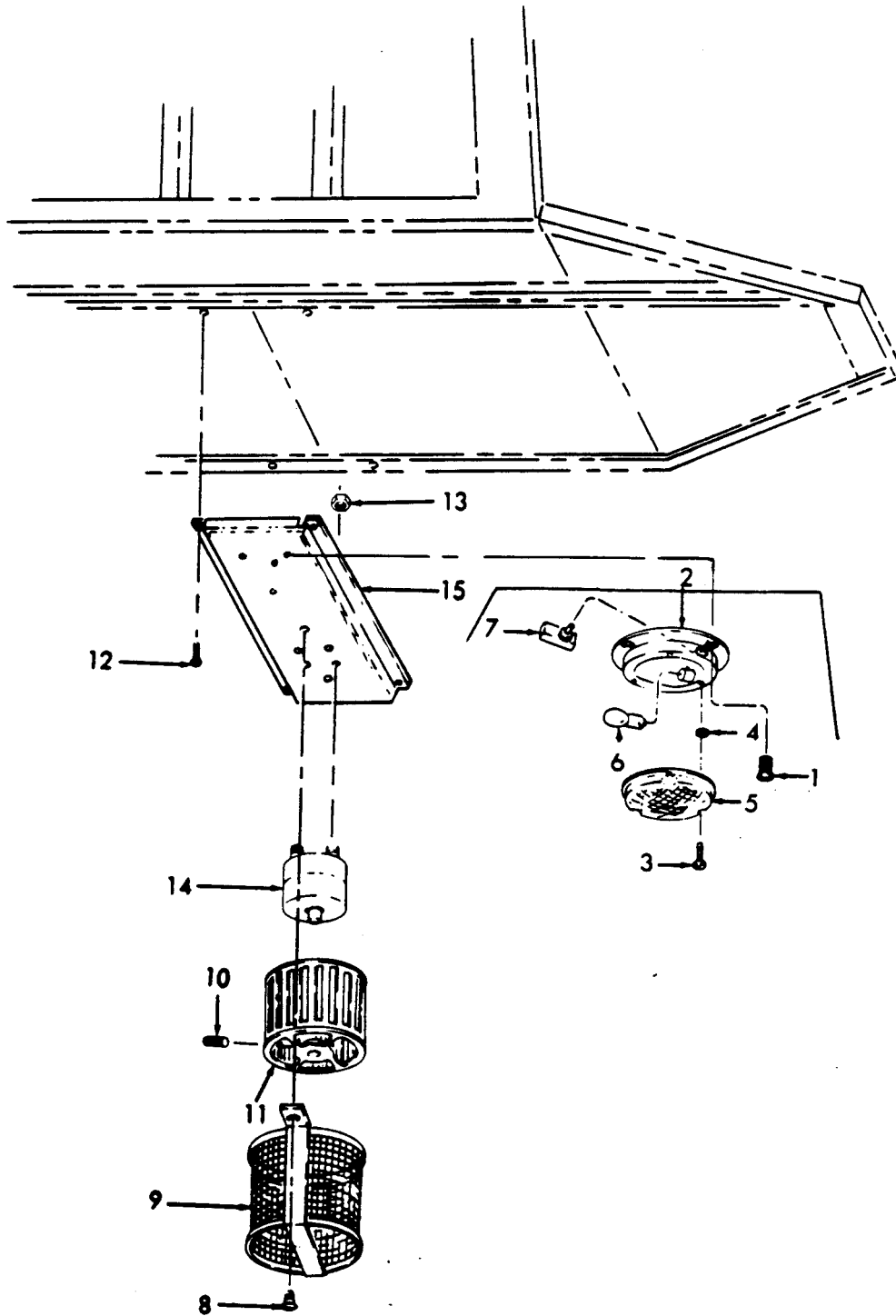
ME 4940-225-35P/40

Figure 40. Drawers, Handles and Door



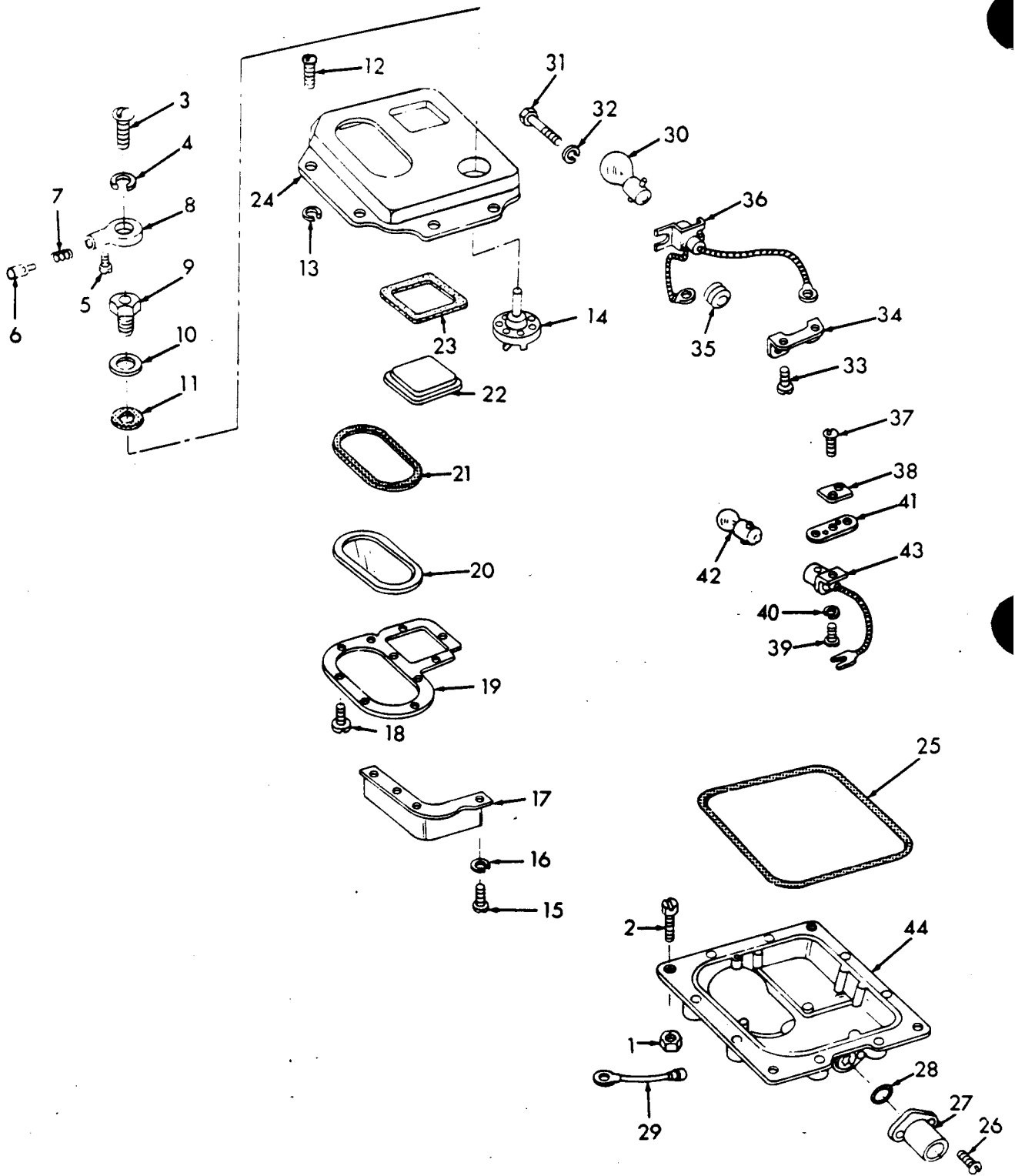
ME 4940-225-35P / 41

Figure 41 Ventilation Fan



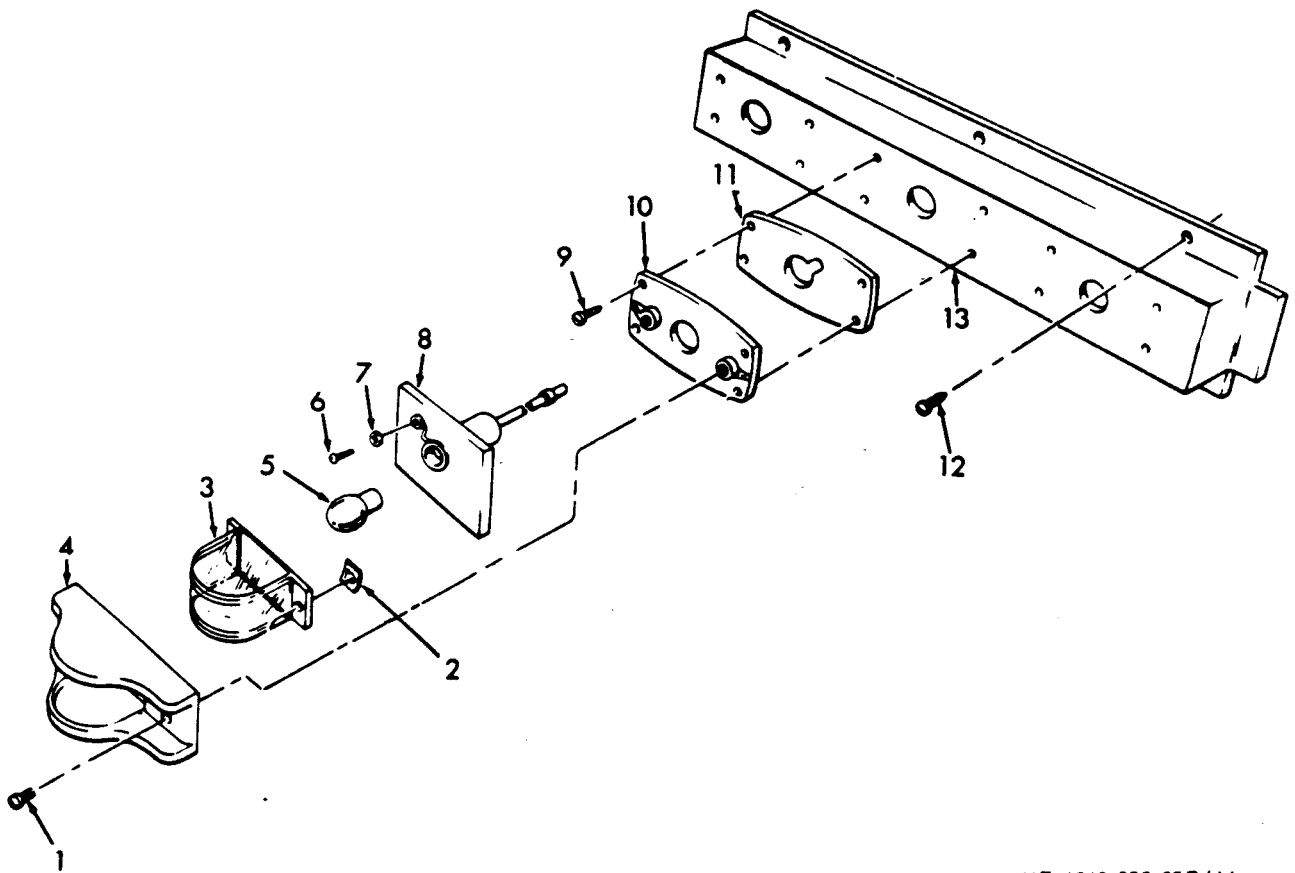
ME 4940-225-35P/42

Figure 42. Lathe Fan and Light



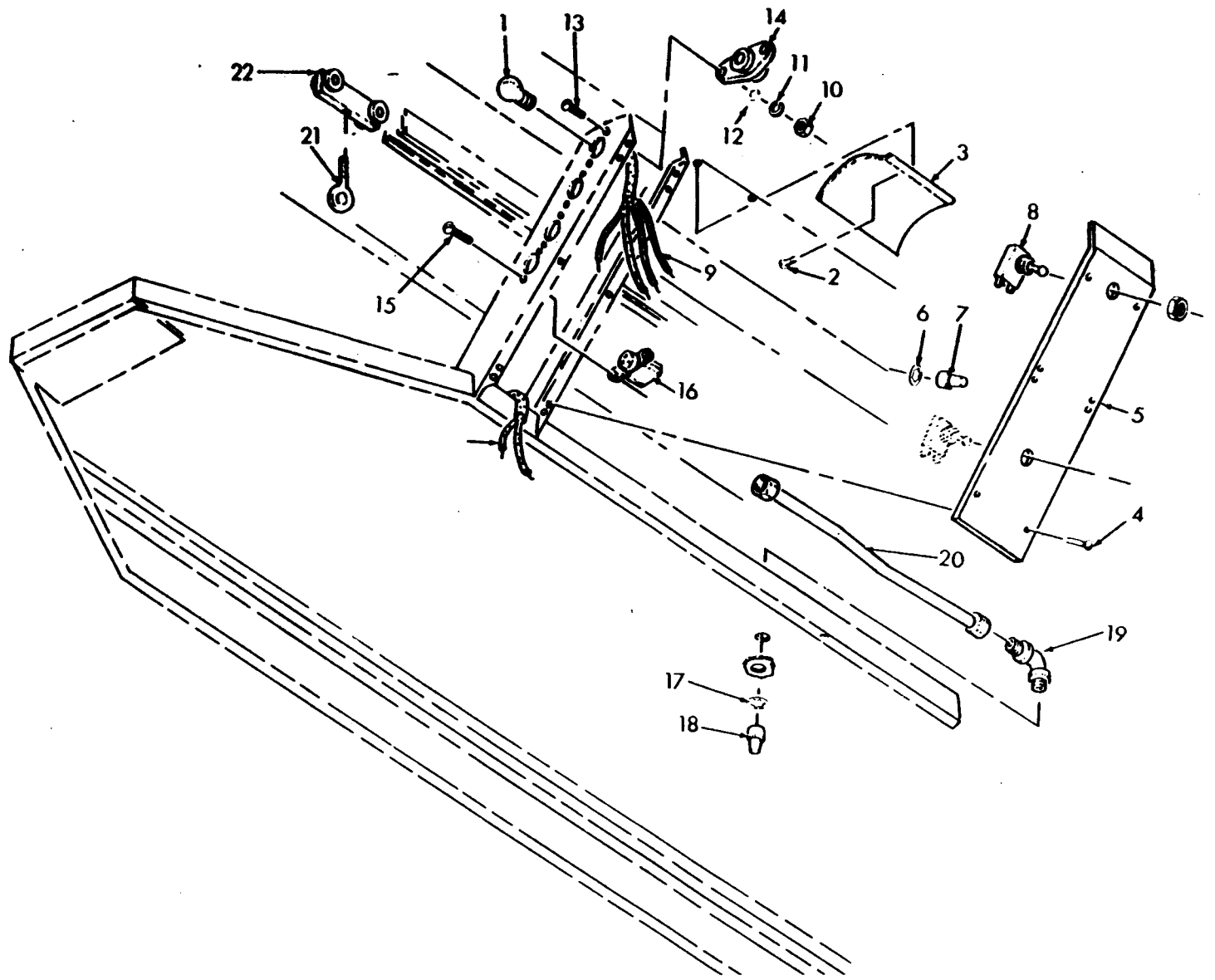
ME 4940-225-35 P/43

Figure 43. Dome Light



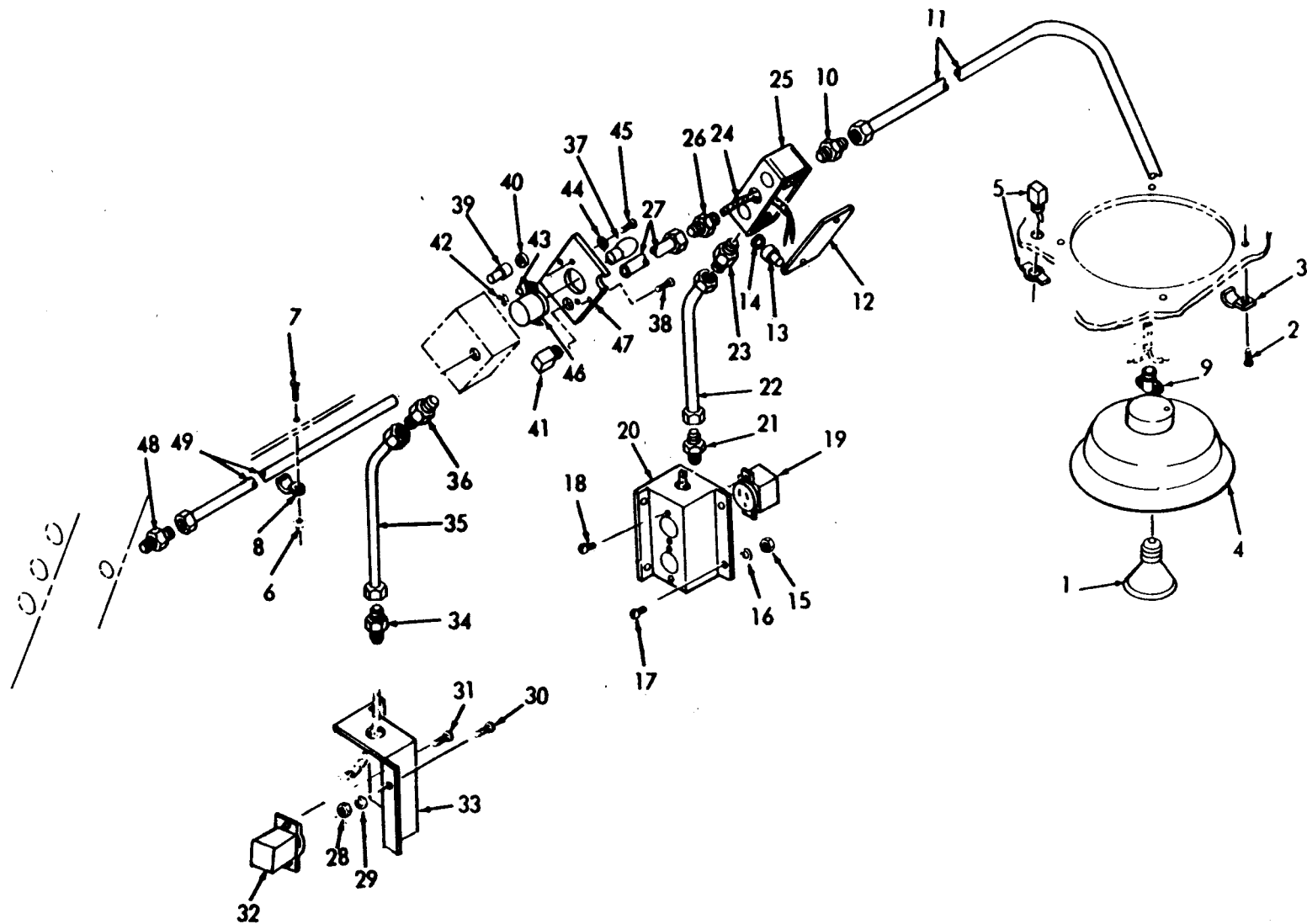
ME 4940-225-35 P/44

Figure 44. Clearance Lights



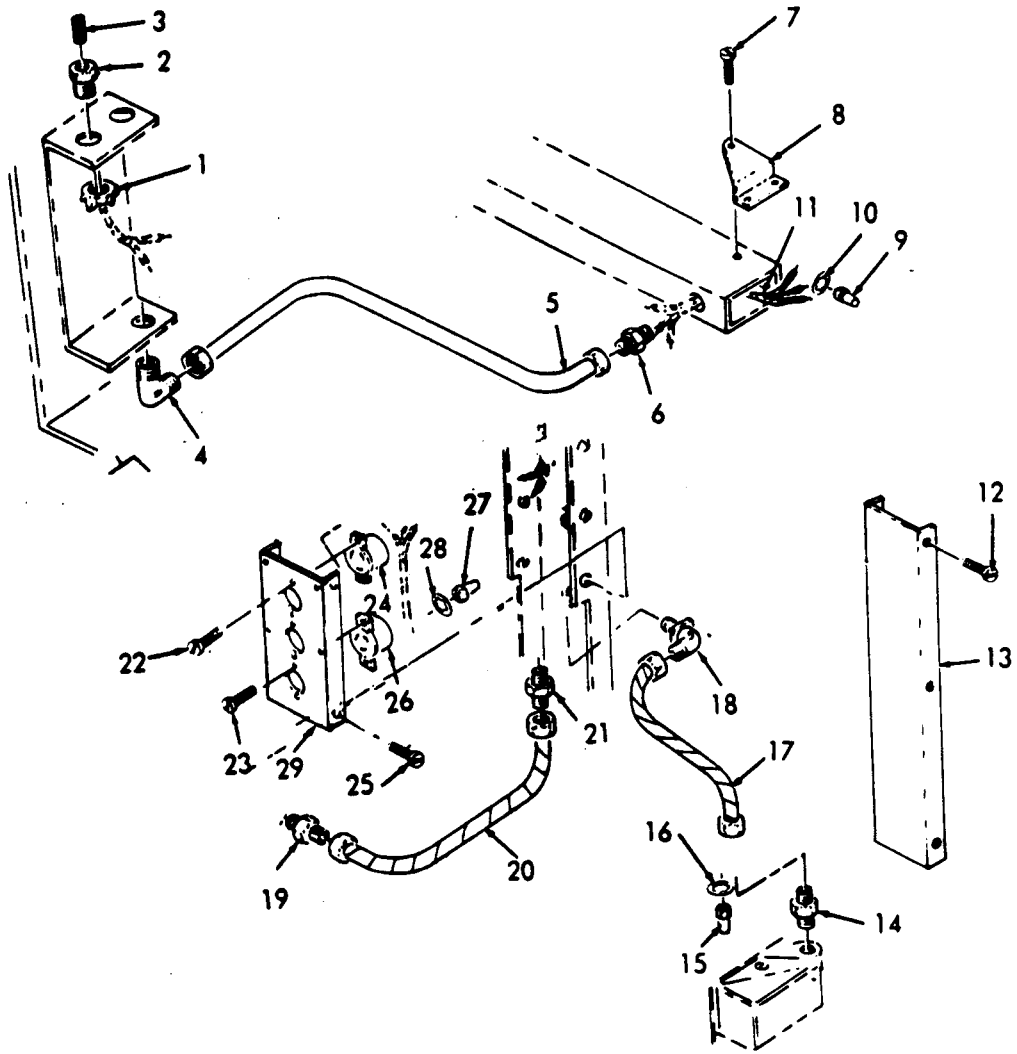
ME 4940-225-35P/45

Figure 45 Light Sockets and Receptacles



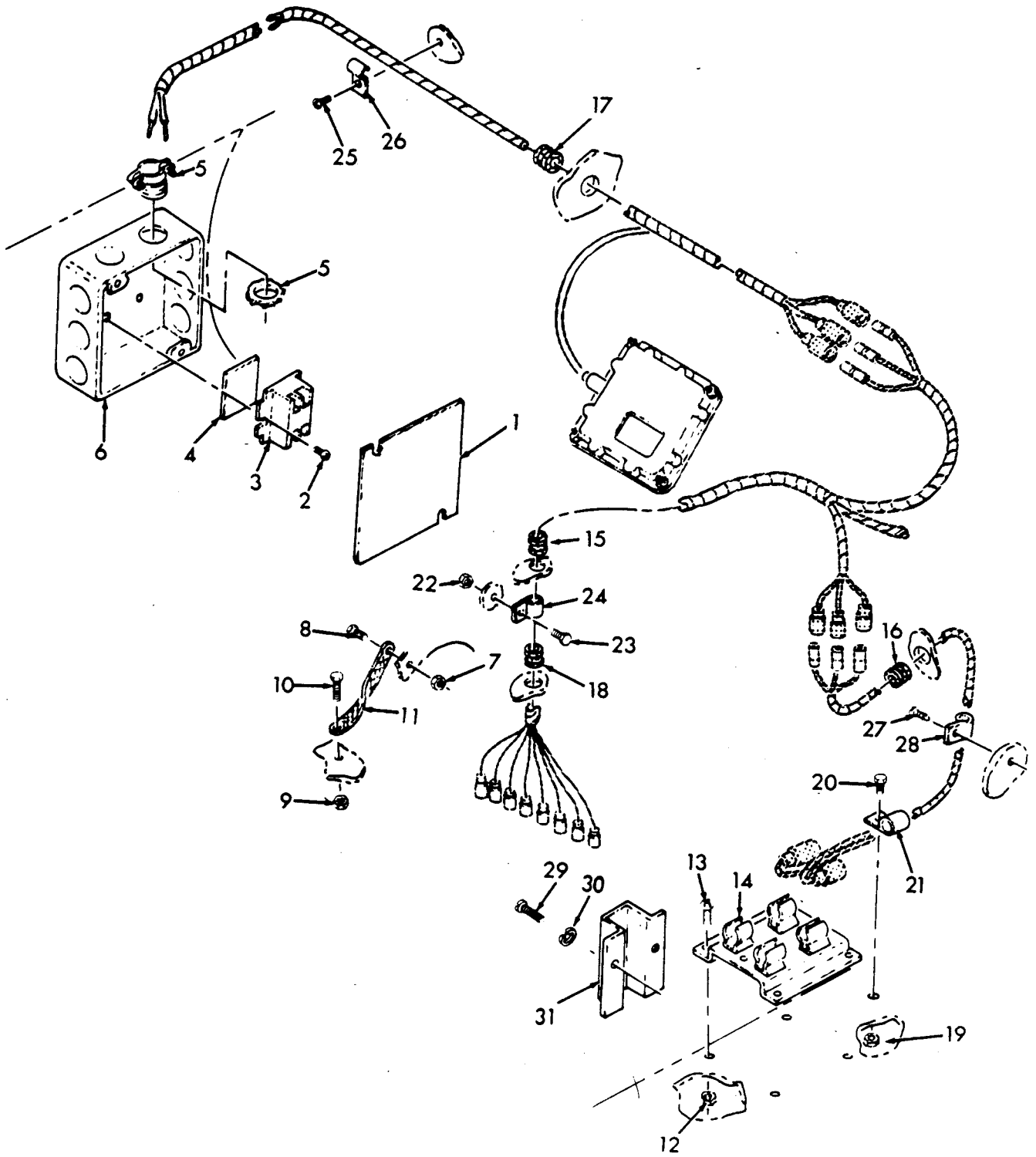
ME 4940-225-35P/46

Figure 46. Rear Wiring To Flood Lamp



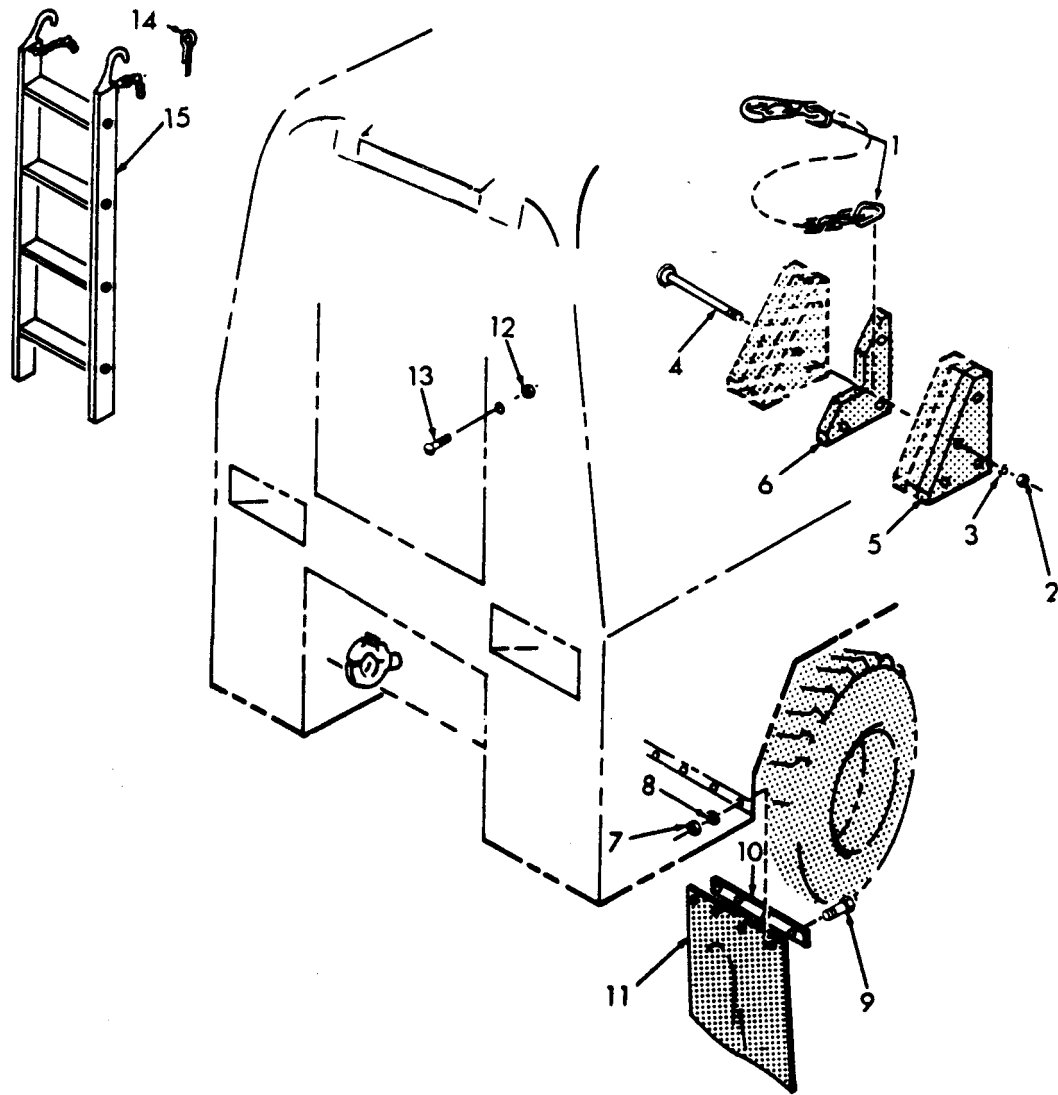
ME 4940-225-35P/47

Figure 47. Front Wiring To Compressor



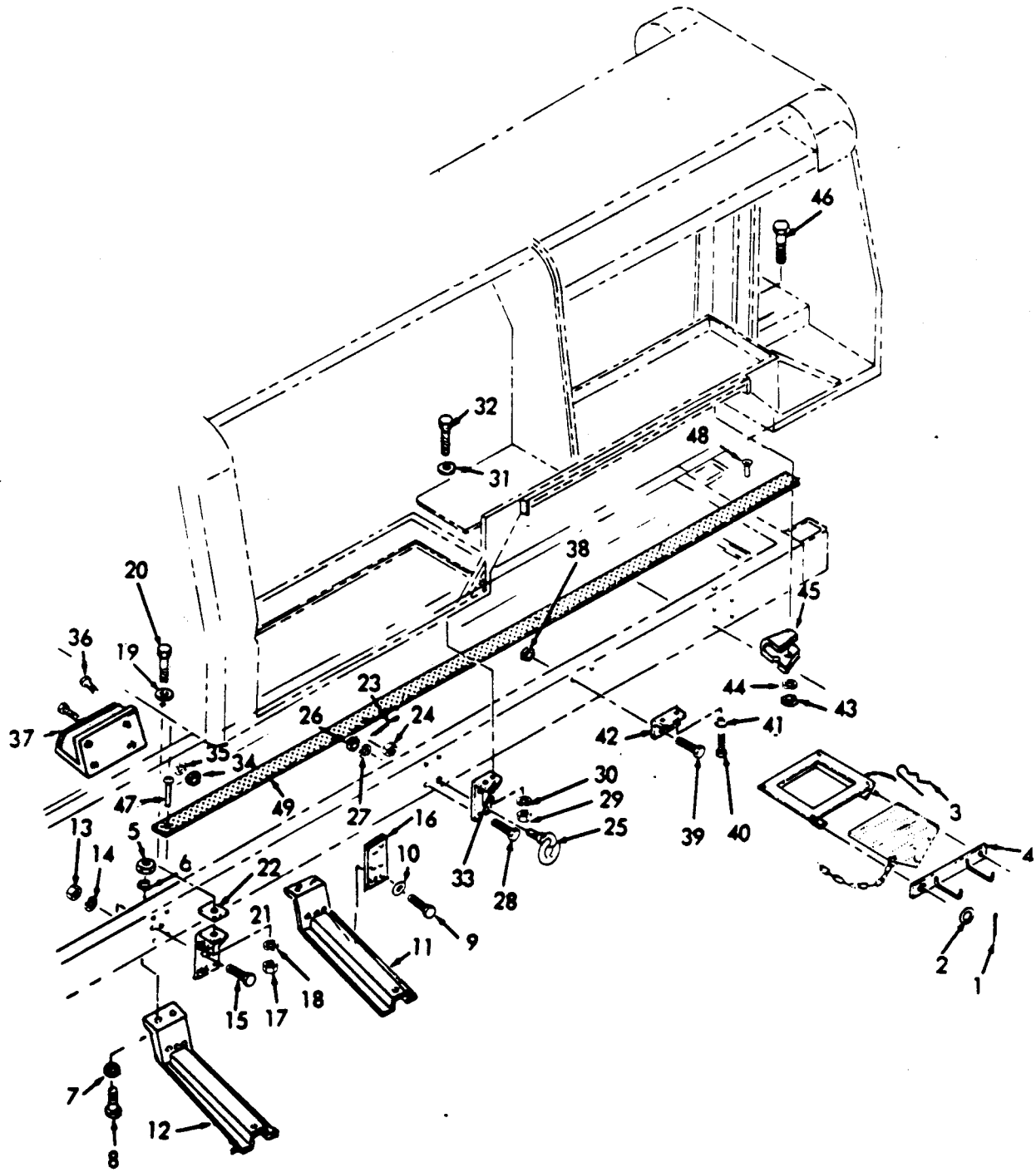
ME 4940-225-35P/48

Figure 48. Junction Box



ME 4940-225-35P/49

Figure 49. Wheel Chock and Mud Flaps



ME 4940-225-35P. 50

Figure 50. Van Mounting

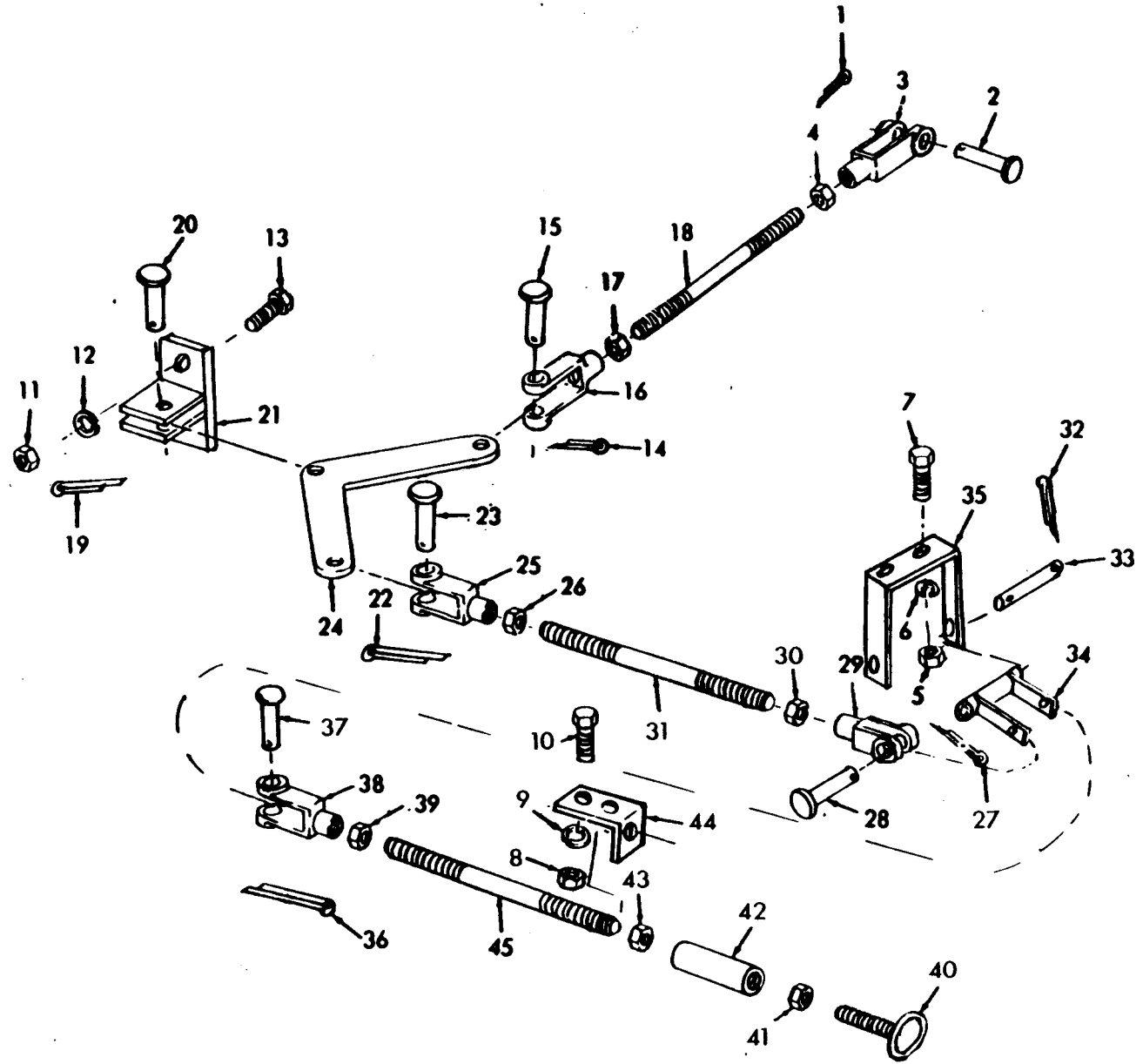


Figure 5]. PTO Linkage

ME 4940-225-35P/51

SECTION IV. FEDERAL STOCK NUMBER AND REFERENCE NUMBER INDEX					
STOCK NUMBER	FIGURE NO.	ITEM NO.	STOCK NUMBER	FIGURE NO.	ITEM NO.
3020-417-0936	13	14	5305-269-3211	1	3
3030-529-0352	1	17		1	20
4010-530-4559	38	24		1	24
	38	30		15	13
4310-484-6068	1		5305-269-3213	34	1
4310-607-1713	3	5	5305-269-3214	23	11
4310-876-4882	3	7	5305-274-3154	43	39
4320-374-7694	36	12	5305-533-5446	33	3
4710-237-5685	11	22		33	5
4710-277-5525	11	5	5305-543-2753	8	1
	11	8	5305-633-0785	43	31
	11	13	5305-637-9541	12	29
4710-460-4513	10	5	5305-724-5898	1	18
4710-484-8510	10	3	5305-724-6745	42	10
4720-251-0694	35	6	5305-724-6799	41	19
4730-011-6452	11	3	5305-725-4183	50	8
	11	6		50	36
	11	9	5305-727-8811	50	40
	11	11	5305-732-0657	43	5
	11	14	5305-737-5694	43	12
4730-186-7798	36	9	5305-753-7078	39	6
4730-194-1121	36	6	5305-761-4227	50	9
4730-202-7729	10	8	5305-782-9495	12	10
4730-202-9036	10	14		12	24
4730-231-5602	36	8		12	32
4730-240-1672	11	21		30	9
4730-253-4414	10	11	5305-789-7434	23	4
4730-253-4419	11	23	5305-836-3889	42	3
4730-278-7792	10	15	5305-840-6694	41	16
4730-334-7840	35	5	5305-855-0957	35	1
4730-477-7387	10	4		48	25
4730-701-7678	10	12		48	27
4730-816-8558	35	4	5305-855-0958	45	2
	36	5		45	4
4730-900-3296	11	15	5305-855-0960	42	12
4730-908-3193	15	9		44	12
4730-908-6294	11	18	5305-855-0973	42	1
4940-349-8896	33	6	5305-879-7941	46	38
4940-349-8897	39	24		47	7
4940-349-8898	34	3	5305-883-0627	48	2
5305-054-6654	43	3	5305-883-0628	42	8
5305-068-0500	38	2		44	9
	38	5	5305-883-0633	39	10
	48	10	5305-889-2999	39	36
5305-068-0501	48	23	5305-889-3000	45	13
5305-068-0502	1	6		46	45
	1	9		47	23
	39	22	5305-889-3002	43	33
	39	29	5305-900-2548	33	7
	40	6	5305-939-7061	50	20
	49	9	5305-939-9204	50	32
	51	7		50	39
	51	10	5305-984-4983	43	15
5305-068-0524	39	8		43	18
5305-071-2239	35	21	5305-984-4988	43	37
5305-206-3716	44	6	5305-984-6189	43	26
5305-225-3839	48	8	5305-984-6191	45	15
5305-225-8340	51	13		46	18
5305-225-8497	1	14		46	31
5305-225-8501	36	11		47	25
5305-225-9081	11	27	5305-984-6193	47	12
5305-226-7768	50	15		47	22
	50	28	5305-984-6210	40	2
5305-269-3208	48	29		41	3
5305-269-3209	23	6		41	7
5305-269-3210	12	12		46	17
	12	17		46	30

SECTION IV. FEDERAL STOCK NUMBER AND REFERENCE NUMBER INDEX					
STOCK NUMBER	FIGURE NO.	ITEM NO.	STOCK NUMBER	FIGURE NO.	ITEM NO.
5305-984-6210	49	13	5310-584-5272	12	31
5305-984-7361	44	1		30	8
5305-988-1723	46	7		50	6
5305-988-1725	43	2		50	14
5305-989-7434	48	13		50	27
5305-989-7435	12	3		50	35
	48	20	5310-584-7888	50	30
5305-993-1848	39	33		50	41
5310-014-5850	23	3		50	44
5310-045-3296	12	2	5310-596-7691	41	2
	23	2		41	6
5310-045-3299	43	32		46	16
5310-045-5205	44	7		46	29
5310-050-3262	40	1	5310-596-8169	44	2
5310-067-6356	50	38	5310-637-9541	12	16
5310-080-6004	38	22		12	19
	38	28		12	27
5310-081-4219	49	3		15	12
5310-087-4652	38	21		23	10
	38	27		48	30
5310-088-1251	38	1	5310-732-0558	1	1
	39	20		1	22
	40	5		12	11
	43	1		12	15
	46	6		12	18
	48	7		12	26
	48	9		15	11
	48	22		23	9
5310-132-1438	43	40		34	2
5310-167-0680	45	11	5310-732-0560	50	5
5310-177-1309	49	12		50	13
5310-208-4026	39	30		50	26
	48	12		50	34
5310-209-0788	43	4	5310-732-0652	43	9
	43	16	5310-732-0654	43	10
	46	43	5310-761-6882	1	4
5310-209-0965	13	13		1	7
5310-225-6993	33	1		35	18
5310-269-4040	30	1		39	27
5310-274-9337	32	10		49	7
5310-331-9467	11	25		51	5
5310-335-0051	12	8		51	8
	12	22		51	11
	12	30	5310-762-6239	50	17
	30	7	5310-763-8921	50	29
5310-407-9566	11	26		50	43
	12	6	5310-809-3078	35	20
5310-440-9912	48	19	5310-809-4058	18	41
5310-452-1357	13	3		39	21
5310-461-5898	6	9		40	7
5310-496-4182	3	3	5310-809-4061	50	2
5310-543-2705	1	2	5310-809-5997	50	7
	1	21		50	10
	1	23	5310-809-8533	50	31
5310-543-4717	32	4	5310-809-8541	50	19
	32	11	5310-809-8546	39	32
5310-550-1130	1	5	5310-880-7744	1	12
	1	8		12	5
5310-579-0079	1	13		49	2
5310-582-5965	35	19	5310-896-0773	50	24
	39	28	5310-925-9645	39	34
	49	8	5310-926-5885	50	18
	51	6	5310-934-9747	45	10
	51	9		46	42
	51	12	5310-934-9751	12	1
5310-584-5272	12	9		23	1
	12	23	5310-934-9757	42	12

SECTION IV. FEDERAL STOCK NUMBER AND REFERENCE NUMBER INDEX						
STOCK NUMBER	FIGURE NO.	ITEM NO.	STOCK NUMBER	FIGURE NO.	ITEM NO.	
5310-934-9758	41	1	5360-223-3864	38	8	
	41	5	5365-403-5288	12	7	
	46	15		12	28	
5310-975-2075	46	28	5365-732-0642	43	13	
	51	4	5930-705-7187	43	6	
	51	17	5930-732-0651	43	14	
	51	26	5935-622-4948	43	27	
	51	30	5940-812-3769	41	9	
	51	39	5940-813-0698	41	15	
	51	41	5970-871-8799	41	10	
	51	43	5975-284-7338	36	1	
5310-983-8483	45	12	5975-335-2588	11	4	
	46	44		11	7	
5310-984-3806	36	10		11	12	
5315-081-7030	51	20	6115-447-4249	23	20	
5315-187-9567	49	14	6125-735-9065	23	39	
5315-262-8162	50	23	6150-055-1752	43	29	
5315-839-5821	50	1	6220-087-6681	43	19	
	51	32	6220-299-7425	44	3	
5315-842-3044	51	1	6220-299-7426	44	3	
	51	14	6220-337-7463	43		
	51	19	6220-337-7465	43	36	
	51	22	6220-608-5774	44	8	
	51	27	6220-729-9296	44	3	
	51	36	6220-732-0655	43	11	
	5315-845-7787	13	2	6220-752-5993	44	3
		13	9	6220-796-2241	43	24
5315-957-2399	35	8	6220-796-2242	43	21	
5325-276-6082	41	13	6220-796-2244	43	20	
5325-290-6163	41	11	6220-796-2245	43	22	
5325-623-0928	43	35	6220-796-2254	43	25	
5325-682-1839	36	2	6220-834-1852	42	5	
5330-353-0959	44	11	6240-019-0877	44	5	
5330-796-2243	43	23	6240-019-3093	43	42	
5340-057-2904	48	21	6240-155-7784	42	6	
	48	28	6240-246-5052	45	1	
5340-223-3852	39	31		46	37	
5340-223-3899	38	4	6240-248-4280	46	1	
5340-476-7468	32	8	6240-295-2668	43	30	
5340-514-1259	32	2	6250-229-9003	46	47	
	32	6	6250-478-9061	45	14	
5340-705-7189	43	7		46	46	
5340-764-7051	48	26	6685-966-5835	10	7	
5340-809-1494	48	24	9905-202-3639	38	34	
5355-732-0656	43	8				

SECTION IV. FEDERAL STOCK NUMBER AND REFERENCE NUMBER INDEX							
Reference No.	Mfg Code	Fig No.	Item No.	Reference No.	Mfg Code	Fig No.	Item No.
AN816-6	88044	36	6	MS24629-36	96906	15	1
AN911-2	88044	36	9		96906	42	12
AN914-2	88044	36	8		96906	44	12
AOB39	00736	3	2	MS24629-45	96906	15	7
A213667A	19207	44	5		96906	45	2
CA2250	15548	1	16		96906	45	4
CA2251	15548	1	15	MS24629-46	96906	35	1
CAX1989	15548	1	10		96906	48	25
CAX1990	15548	1	11		96906	48	27
CBA600	15548	6	24	MS24665-210	96906	35	7
CBA628	15548	6	25	MS24665-283	96906	51	1
CCA1290	15548	7	47		96906	51	14
CW907SPL	15548	1			96906	51	19
DW4013	28835	23	35		96906	51	22
DW5027	28835	14	7		96906	51	27
D15331-1	23826	9	2		96906	51	36
E7531-37S	38151	2	4	MS24665-289	96906	13	2
E7985-37S	38151	2	1		96906	13	9
FZ1630	26953	36	15	MS24665-351	96906	50	1
F80-07	00736	3	7		96906	51	32
F80SGGB	00736	3		MS24665-500	96906	49	14
F80S166	00736	3	5	MS24665-567	96906	50	23
F80S800	00736	3	1	MS25036-101	96906	41	15
F80S801	00736	3	6	MS27183-10	96906	18	41
F80S851	00736	3	8		96906	39	21
GJ499	15548	3	10		96906	40	7
H245	72560	30	3	MS27183-11	96906	35	20
MILH8796TYPE1CL2	81349	15	10	MS27183-12	96906	49	3
MILJL231TYPE1CLB	91348	23	12	MS27183-14	96906	38	22
MILT3520TYPE11	81349	36	3		96906	38	28
MS15541-2	96906	45	1	MS27183-15	96906	50	2
	96906	46	37	MS27183-17	96906	50	7
MS15543-2	96906	46	1		96906	50	10
MS15570-623	96906	43	42	MS27183-23	96906	30	2
MS15795-906	96906	44	7		96906	50	31
MS16997-30	96906	9	9	MS27183-27	96906	50	19
MS17990C621	96906	32	2	MS27183-42	96906	23	3
	96906	32	6	MS27183-5	96906	45	12
MS17990C624	96906	32	8		96906	46	44
MS20066-210	96906	6	19	MS27183-8	96906	39	32
MS20392-5C21	96906	51	20	MS27973-16	96906	33	4
MS20392-5C35	96906	35	8	MS35140-10	96906	46	8
MS20470AD7-7	96906	38	33	MS35140-2	96906	23	5
MS20500-1032	96906	39	30	MS35191-270	96906	44	1
	96906	48	12	MS35206-217	96906	39	36
MS21083N04	96906	39	34	MS35206-226	96906	43	15
MS21333-105	96906	48	24		96906	43	18
MS21333-67	96906	11	2	MS35206-228	96906	43	37
MS21333-69	96906	48	26	MS35206-230	96906	45	13
MS21333-71	96906	48	21		96906	46	45
	96906	48	28		96906	47	23
MS24529-46	96906	11	1	MS35206-241	96906	43	26
MS24609-24	96906	15	3	MS35206-242	96906	43	33
MS24617-11	96906	39	10	MS35206-243	96906	45	15
MS24617-21	96906	38	5		96906	46	18
	96906	42	8		96906	47	25
	96906	44	9	MS35206-245	96906	47	12
	96906	46	2		96906	47	22
MS24617-23	96906	48	2	MS35206-263	96906	40	2
MS24617-31	96906	11	16		96906	41	3
	96906	46	38		96906	41	7
	96906	47	7		96906	46	17
MS24621-29	96906	41	16		96906	46	30
MS24621-31	96906	39	6		96906	46	31
MS24621-44	96906	39	8		96906	49	13
MS24627-48	96906	39	26	MS35206-279	96906	46	7
MS24629-24	96906	15	5	MS35206-281	96906	43	2
	96906	42	1	MS35207-263	96906	23	4

SECTION IV. FEDERAL STOCK NUMBER AND REFERENCE NUMBER INDEX							
Reference No.	Mfg Code	Fig No.	Item No.	Reference No.	Mfg Code	Fig No.	Item No.
MS35207-263	96906	48	13	MS35493-53	96906	33	5
MS35207-264	96906	12	3	MS35649-202	96906	46	15
	96906	48	20		96906	46	28
MS35207-265	96906	39	33	MS35649-262	96906	45	10
MS35214-25	96906	44	6		96906	46	42
MS35266-61	96906	8	1	MS35649-282	96906	42	13
MS35333-37	96906	1	13	MS35650-302	96906	12	1
MS35333-40	96906	1	5		96906	23	1
	96906	1	8	MS35691-21	96906	51	4
MS35335-30	96906	43	4		96906	51	17
	96906	43	16		96906	51	26
	96906	46	43		96906	51	30
MS35335-32	96906	41	2		96906	51	39
	96906	41	6		96906	51	41
	96906	46	16		96906	51	43
	96906	46	29	MS35692-86	96906	50	24
MS35335-49	96906	45	11	MS35810-34	96906	51	2
MS35338-27	96906	1	2		96906	51	15
	96906	1	21		96906	51	28
	96906	1	23		96906	51	37
MS35338-42	96906	43	32	MS35812-4	96906	51	3
MS35338-43	96906	12	2		96906	51	16
	96906	23	2		96906	51	23
MS35338-44	96906	35	19		96906	51	25
	96906	39	28		96906	51	29
	96906	49	8		96906	51	38
	96906	51	6	MS35842-12	96906	15	9
	96906	51	9	MS35842-16	96906	11	18
	96906	51	12	MS39158-3	96906	11	15
MS35338-45	96906	11	26	MS39166-3	96906	11	3
	96906	12	6		96906	11	6
MS35338-46	96906	12	12		96906	11	9
	96906	12	16		96906	11	11
	96906	12	19		96906	11	14
	96906	12	27	MS39179-10	96906	10	14
	96906	15	12	MS39182-6	96906	10	12
	96906	23	10	MS39230-4	96906	10	11
	96906	48	30	MS39230-9	96906	11	23
MS35338-47	96906	13	13	MS39255A51	96906	1	17
MS35338-48	96906	12	9	MS39321R6	96906	35	3
	96906	12	23		96906	36	4
	96906	12	31	MS39321S6	96906	35	4
	96906	30	8		96906	36	5
	96906	50	6	MS49005-8	96906	36	14
	96906	50	14	MS51069P70-6	96906	13	1
	96906	50	27	MS51073-1	96906	43	
	96906	50	35	MS51813-8	96906	10	2
MS35338-51	96906	50	30	MS51819-44	96906	10	6
	96906	50	41	MS51820-8	96906	10	4
	96906	50	44	MS51922-1	96906	38	1
MS35340-53	96906	50	18		96906	40	5
MS35386-1	96906	50	3		96906	43	1
MS35387-2	96906	38	34		96906	46	6
MS35420-1	96906	44	3		96906	48	7
MS35421-1	96906	44	3		96906	48	9
MS35423-1	96906	44			96906	48	22
MS35423-2	96906	44		MS51922-17	96906	38	21
MS35424-1	96906	44			96906	38	27
MS35424-2	96906	44		MS51922-33	96906	33	1
MS35425-28	96906	32	4	MS51922-49	96906	30	1
	96906	34	5	MS51922-57	96906	50	38
	96906	32	11	MS51922-9	96906	36	10
MS35425-36	96906	32	10	MS51953-78	96906	10	16
MS35489-13	96906	41	11	MS51957-30	96906	43	3
MS35489-43	96906	41	13	MS51963-83	96906	1	18
MS35490-42	96906	36	2	MS51964-51	96906	41	19
MS35492-530	96906	33	7	MS51965-20	96906	42	10
MS35493-53	96906	33	3	MS51967-2	96906	1	4

SECTION IV. FEDERAL STOCK NUMBER AND REFERENCE NUMBER INDEX								
Reference No.	Mfg Code	Fig No.	Item No.	Reference No.	Mfg Code	Fig No.	Item No.	
MS51967-2	96906	1	7	MS90725-8	96906	48	8	
	96906	35	18	MS90726-111	96906	50	9	
	96906	39	27	MS90726-113	96906	50	8	
	96906	49	7		96906	50	36	
	96906	51	5	MS90726-115	96906	50	15	
	96906	51	8		96906	50	28	
MS51967-23	96906	51	11	MS90726-184	96906	50	40	
	96906	50	29	MS90726-238	96906	50	20	
MS51967-5	96906	50	43	P147-70	26953	36	13	
	96906	1	12	R88B	15548	6	9	
	96906	12	5	S263-12	23826	9	1	
MS51967-8	96906	49	2	VAA853	15548	6	22	
	96906	1	1	VAA854	15548	6	21	
	96906	1	22	VAA855	15548	4	3	
	96906	12	11	VAA856	15548	4	2	
	96906	12	15	VA804	15548	6	20	
	96906	12	18	VA834	15548	4	1	
	96906	12	26	VB403	15548	7	48	
	96906	12	30	WWP521	81348	10	15	
	96906	15	11	W11114-10	28835	23	22	
	96906	23	9	W11114-6	28835	23	20	
MS51968-14	96906	34	2	W11231-3	28835	18	42	
	96906	50	5		28835	18	67	
	96906	50	13	W11254-2	28835	18	40	
	96906	50	26		28835	18	45	
	96906	50	34	W11287-3	28835	18	39	
MS51968-23	96906	30	4		28835	18	44	
MS51968-29	96906	50	17	W11294-1	28835	23	16	
MS51988-1	96906	49	12	X5593	70485	23	36	
MS51988-2	96906	48	19	0001-0039	16327	41	21	
MS87006-63	96906	32	3	0001-0046	16327	41	22	
	96906	32	7	0911-0006	16327	41	24	
	96906	32	9	0912-0023	16327	41	20	
MS90725-111	96906	12	10	1H2532	98255	40	3	
	96906	12	24	1H2727-1	98255	31	1	
	96906	12	32	1K1557	98255	11	5	
	96906	30	9		98255	11	8	
MS90725-12	96906	35	21		98255	11	13	
MS90725-187	96906	50	32	1K1743-2	98255	11	4	
	96906	50	39		98255	11	7	
MS90725-3	96906	38	2		98255	11	12	
	96906	48	10	1K2553-1	98255	39	9	
MS90725-32	96906	1	14	10B04	736	3	4	
MS90725-36	96906	11	27	10B06	736	3	9	
MS90725-37	96906	36	11	10B20	736	3	3	
MS90725-5	96906	48	23	1080	98255	13	3	
MS90725-57	96906	48	29		98255	13	10	
MS90725-58	96906	23	6	10935126	0	48	14	
MS90725-59	96906	12	13	11CA3BX18	23826	9		
	96906	12	17	1126-0008	16327	41	23	
	96906	12	29	119394	19207	49	4	
MS90725-6	96906	1	6	12H8049-2	98255	11	19	
	96906	1	9	12H8141-2	98255	48	3	
	96906	39	22	12K7339-25	98255	10	5	
	96906	39	29	12K7339-27	98255	10	3	
	96906	40	6	13217E0010-6	97403	38	24	
	96906	49	9		97403	38	30	
	96906	51	7	13217E0028-2	97403	38	25	
MS90725-60	96906	51	10		97403	38	31	
	96906	1	3	13217E0913	97403	48	11	
	96906	1	20	13217E0942-1	97403	41	9	
	96906	1	24	13217E0943-1	97403	41	10	
MS90725-62	96906	15	13	13217E0950	97403	31	4	
	96906	34	1	13217E0951	97403	31	3	
MS90725-64	96906	23	11	13217E0952	97403	31	6	
MS90725-69	96906	12	20	13217E0953	97403	31	5	
MS90725-7	96906	51	13	13217E0954	97403	31	2	

SECTION IV. FEDERAL STOCK NUMBER AND REFERENCE NUMBER INDEX

Reference No.	Mfg Code	Fig No.	Item No.	Reference No.	Mfg Code	Fig No.	Item No.
13217E0971	97403	32	5	13217E1139	97403	46	20
13217E0972	97403	32	1	13217E1140	97403	49	10
13217E0974	97403	49		13217E1141	97403	49	11
13217E0975	97403	49	6	13217E1143	97403	42	9
13217E0976	97403	49	5	13217E1144	97403	12	7
13217E0977	97403	49	1		97403	12	28
13217E0980	97403	50	4	13217E1149	97403	38	3
13217E1012	97403	49	15	13217E1150	97403	38	4
13217E1013	97403	41	14	13217E1154	97403	46	3
	97403	45	8	13217E1155	97403	40	8
	97403	46	5	13217E1173	97403	38	23
	97403	46	41		97403	38	29
13217E1015	97403	39	23	13217E1174	97403	38	8
13217E1016	97403	39	24	13217E1175	97403	45	22
13217E1017	97403	48	31	13217E1176	97403	50	37
13217E1019	97403	40	10	13217E1181	97403	46	47
13217E1024	97403	39	7	13217E1182	97403	41	8
13217E1026	97403	50	21	13217E1184	97403	41	4
13217E1027	97403	50	33	13217E1185	97403	41	18
13217E1036	97403	50	33	13217E1186	97403	11	20
13217E1038	97403	50	42	13217E1187-1	97403	11	22
13217E1039-1	97403	12	8	13217E1188	97403	11	17
	97403	12	22	13217E1195	97403	41	
	97403	30	7	13217E1203	97403	42	14
13217E1039-2	97403	11	25	13217E1204	97403	42	11
13217E1050	97403	30	5	13217E1216	97403	46	19
13217E1051	97403	30	6		97403	46	32
13217E1052	97403	50	45		97403	47	26
13217E1057	97403	23	8	13217E1217	97403	45	3
13217E1058	97403	23	7	13217E1218	97403	45	5
13217E1063	97403	35	2	13217E1219	97403	45	5
13217E1066	97403	35	2	13217E1224	97403	45	14
13217E1067	97403	50	45		97403	46	46
13217E1070	97403	47	24	13217E1225	97403	15	4
13217E1072	97403	15	8	13217E1226	97403	34	4
13217E1073	97403	42	2	13217E1227	97403	47	29
13217E1074	97403	46	4	13217E1228	97403	47	13
13217E1075	97403	36	7	13217E1229	97403	11	10
13217E1076	97403	36	12	13217E1233	97403	45	21
13217E1077	97403	39	35	13217E1234	97403	39	11
13217E1078	97403	39	31	13217E1418	97403	41	12
13217E1080	97403	11		13217E1430	97403	51	42
13217E1086	97403	10	1	13217E1431	97403	51	44
13217E1088	97403	35	22	13217E1434-2	97403	51	18
13217E1089	97403	35	6		97403	51	31
13217E1092	97403	35		13217E1434-3	97403	51	45
13217E1106	97403	50	12	13217E1435	97403	51	24
13217E1107	97403	50	21	13217E1436	97403	51	33
13217E1108	97403	50	11	13217E1437	97403	51	21
13217E1109	97403	50	16	13217E1438	97403	51	40
13217E1111	97403	40	4	13217E1439	97403	51	35
13217E1112	97403	40	4	13217E1440	97403	51	34
13217E1115	97403	50	22	13218E0112-5	97403	10	8
13217E1116	97403	50	25	13218E0112-6	97403	10	10
13217E1120	97403	33	6	13218E0112-9	97403	10	19
13217E1126	97403	33	8	13218E0181-7	97403	35	5
13217E1127	97403	33	10	1531	75175	42	6
13217E1128	97403	33		16DW679	28835	23	23
13217E1129	97403	33	9	16DW680	28835	23	18
13217E1130	97403	33	2	18-013-205	43990	10	7
13217E1131	97403	42	15	184T4R247BC	38151	1	26
13217E1132	97403	44	13	3313	75175	42	5
13217E1133	97403	34	6	34544	75175	42	3
13217E1134	97403	34	3	34545	75175	42	4
13217E1136	97403	46	33	37180	75175	42	7
13217E1137	97403	46	33	381W439	70485	38	6
13217E1138	97403	46	20	453701	19207	43	30

SECTION IV. FEDERAL STOCK NUMBER AND REFERENCE NUMBER INDEX							
Reference No.	Mfg Code	Fig No.	Item No.	Reference No.	Mfg Code	Fig No.	Item No.
5CW3545	28835	14	37	7526516	19207	44	4
5K175	16327	41	25	7526796	19207	44	2
50MS732-0	28835	23	19	7962241	19207	43	24
	28835	23	21	7962242	19207	43	21
503262	19207	40	1	7962243	19207	43	23
530	89020	48	4	7962244	19207	43	20
7057187	19207	43	6	7962245	19207	43	22
7057189	19207	43	7	7962246	19207	43	19
7064961	19207	43	27	7962247	19207	43	17
7064896	19207	43	34	7962250	19207	43	44
7064900	19207	43	35	7962251	19207	43	28
7064962	19207	43	36	7962254	19207	43	25
7064963	19207	43	43	8335233	19207	43	31
7320642	19207	43	13	8335240	19207	43	38
7320651	19207	43	14	8335242	19207	43	41
7320652	19207	43	9	8376125	19207	10	22
7320654	19207	43	10	8376127	19207	36	1
7320655	19207	43	11	8386496	19207	43	29
7320656	19207	43	8	8465	03743	48	1
7320657	19207	43	5	8526932	18876	44	8
7320687	19207	43	39	8689206	19207	10	21
7375694	19207	43	12	8689210	19207	10	13
7525993	19207	44	3	8744897	19207	43	40
7525995	19207	44	3	912-15	16327	41	17
7526509	19207	44	11	912-19	16327	41	26
7526515	19207	44	10				

By Order of the Secretary of the Army:

CREIGHTON W. ABRAMS
General, United States Army
Chief of Staff

Official:

VERNE L. BOWERS
Major General, United States Army
The Adjutant General

Distribution:

To be distributed in accordance with DA Form 12-25A (qty rqr block no. 258) Organizational Maintenance requirements for -Shop Equipment Sets, No. 2, Organizational.

☆ U.S. GOVERNMENT PRINTING OFFICE : 1984 O - 421-302 (4248)

TM 5-4940-225-20P SHOP EQUIPMENT, ORGANIZATIONAL - 1972